


FORM 18998  
(836)  
PRINTED IN U. S. A.

HISTORICAL COPY  
DO NOT REMOVE

**LIST**  
OF  
**PARTS**



**MACHINES**  
Nos. 44-79 and 44-82

---

THE SINGER MANUFACTURING COMPANY

From the library of: Diamond Needle Corp

## INSTRUCTIONS FOR OILING

To ensure easy running and prevent unnecessary wear of the parts which are in movable contact, the machine requires oiling and when in continuous use, it should be oiled at least twice each day with Singer Manufacturing Sewing Machine Oil (Cloth and Leather).

Copyright, U. S. A., 1921, 1935 and 1936  
by The Singer Manufacturing Co.  
All Rights Reserved for all Countries

## INDEX

	Page
Accessories.....	20
Belt Guard.....	20
Bobbin Winders.....	21
Driving Attachment.....	22
Foot Lifter Parts.....	25
Guide.....	26
Knee Lifter Parts.....	26
Machine Base.....	20
Machine No. 44-79.....	5
Machine No. 44-82.....	13
Numerical List of Parts.....	31
Obsolete Parts.....	28
Thread Unwinder.....	27

From the library of: Diamond Needle Corp

# INSTRUCTIONS FOR ORDERING

In ordering from this list, use ONLY the part NUMBER in the FIRST column.

The number stamped on a Sewing Machine Part is in every case the number of the single part only.

Every combination of parts sent out as such has its specific number, which, although not stamped on the parts, must be used when ordering the combination.

Each number always indicates the SAME PART in whatever list it appears, or for whatever machine.

The letters after some of the numbers indicate the style of finish only, as follows:

- A-Hardened, Polished, Nickel Plated and Buffed
- B-Polished, Nickel Plated and Buffed
- C-Hardened Only
- D-Polished Only
- E-Soft, Not Polished
- F-Hardened and Polished
- F.J-Hardened, Polished and Nickel Plated
- G-Bright Rumbled and Nickel Plated
- H-Blued
- J-Nickel Plated Only
- K-Hardened and Nickel Plated
- L-Brass Plated
- M-Oxidized
- N-Japanned, Dull
- P-Japanned, Bright
- R-Merlized
- T-Copper Plated
- T.A-Hardened, Polished, Copper and Nickel Plated and Buffed
- T.B-Copper and Nickel Plated and Polished
- T.J-Copper and Nickel Plated Only
- T.K-Hardened, Copper and Nickel Plated
- T.M-Copper Plated and Oxidized
- T.L-Copper and Brass Plated
- U-Zinc Plated
- V-Silver Plated
- W-Polished and Nickel Plated
- Y-Black Nickel Plated Only
- Z-Chromium Plated
- Z.B-Polished, Nickel Plated, Buffed and Chromium Plated
- Z.J-Nickel and Chromium Plated

These letters MUST BE USED when they appear in the list; and AFTER the number as in the list.

In this series:


- 1 to 1500, 50001 to 51500 and 140001 to 142000 are Screw Numbers
- 1501 to 1800 and 51501 to 51300 are Nut Numbers
- 1801 to 2000 and 51901 to 52000 are Roller Numbers
- 2001 to 50000 and 52001 to 140000 and 142001 to 190000 are Sewing Machine Parts, 190001 and upward are numbers of Electrical Parts.

The figures in the second column refer only to the plates, illustrating the parts, and are NOT TO BE USED in ordering.

Parts marked with an asterisk (\*) are furnished only when repairs are made at factory.

## LIST OF PARTS COMPLETE

FOR



### MACHINE No. 44-79

FOR SEWING GAUGE GLOVES OF LIGHT, MEDIUM AND HEAVY LEATHER. DROP FEED. ALTERNATING PRESSERS. SPEED 1600 R. P. M.

No.	Plate	Name
*19353	-----	Arm with 11104, 15404 and two 15405...
8582	8387	" Dowel Pin.....
15783	8387	" Oil Tube.....
12453	8387	" " " for intermediate bearing..
12454	8387	" " " with 132590, for oiling 12409.....
24131	8387	Arm Oil Tube with 52045, for oiling 20283.....
11119	8387	Arm Oil Tube 15783 with 52045, for oiling 12408 and 19365.....
52045	8387	Arm Oil Tube Packing (cotton).....
132590	8387	" " " " (wick).....
748E	8387	" Screw (back).....
868E	8387	" " (front).....
16511	22451	" Shaft.....
*11104	-----	" " Bushing (front).....
12357	22389	" " Flanged Bushing (back).....
448C	8387	" " " " Set Screw
144D	8387	" " Screw.....
12193	22389	" Side Cover.....
51224J	8387	" " " Thumb Screw.....

From the library of: Diamond Needle Corp

No.	Plate	Name
24296	22451	Balance Wheel (power) light rim, 2 3/16 in. pulley, with two 448C.....
24297	22389	Balance Wheel Oil Cover.....
210D	8387	" " " " Screw.....
448C	8387	" " Set Screw.....
*24454	-----	Bed.....
20197	22389	Crank Connecting Rod with two 896C.....
896C	8387	" " " Cap Screw.....
908C	8387	" " " Hinge Screw.....
1619E	8387	" " " " " Nut...
26803	22389	Edge Guide Bed with 2362.....
220J	22387	" " Leveling Screw.....
121146	22389	" " Slide with 26809, 51916 and two 12152.....
26805	22389	Edge Guide Slide Cap (left).....
207F	22351	" " " " " Screw.....
2362	22351	" " " " " Steady Pin..
26806	22389	" " " " (right).....
207F	22351	" " " " " Screw (large)
233J	22351	" " " " " " (small)
26807	22389	" " " Lever.....
94D	22351	" " " " Hinge Screw.....
51916	22351	" " " Roller and Screw Stud.
26809	22389	" " " Spring.....
26809	22389	" " " " Cover.....
12152	8387	" " " " " Rivet....
26810	22389	Edge Guide (roller) complete, Nos. 94D, 233J, 26803, 26805 to 26808, 121146, two 207F and four 220J.....
190J	8387	Edge Guide Screw.....
19354	-----	Face Plate.....
19355	22391	Face Plate complete, Nos. 12150, 19354 and 45720.....
219D	8387	Face Plate Screw.....
*44181	-----	" " Thread Guard (lower).....
12150	8387	" " " " " " 44181 with 12152.....
12152	8387	Face Plate Thread Guard (lower) Rivet..
45720	22387	" " " " " (upper) with 125373.....
125373	22387	Face Plate Thread Guard (upper) Rivet..
12368	22391	Feed Bar.....
313C	8387	" " Screw Center.....
56813	-----	" " " " " 313C with 1519J..
1519J	8387	" " " " " Nut.....
3033	22385	" Connecting Link.....
375C	22385	" " " Hinge Screw.....
1519E	22385	" " " " " Nut...
62613	22386	" Dog, 8 teeth (12 teeth to the inch) for 24958 and 24959.....
24952	22386	Feed Dog, 11 teeth (18 teeth to the inch) for 24958 and 24959.....

No.	Plate	Name
208E	22386	Feed Dog Screw.....
20283	22389	" and Feed Lifting Eccentric with 446C.....
446C	8387	Feed and Feed Lifting Eccentric Set Screw.....
127152	22389	Feed and Feed Lifting Eccentric Sleeve.
20284	22391	" Forked Connection.....
375C	22385	" " " Hinge Screw.....
1519E	22385	" " " " " Nut..
24969	22451	" Lifting Rock Shaft.....
24970	-----	Feed Lifting Rock Shaft complete, Nos. 12376 and 24969.....
12376	22389	Feed Lifting Rock Shaft Crank with 157J and 1813.....
157J	22385	Feed Lifting Rock Shaft Crank Clamping Screw.....
1813	22385	Feed Lifting Rock Shaft Crank Roller and Stud.....
43976	22391	Feed Lifting Rock Shaft Crank Connecting Rod with two 966E.....
966E	22385	Feed Lifting Rock Shaft Crank Connecting Rod Cap Screw.....
375C	22385	Feed Lifting Rock Shaft Crank Connecting Rod Hinge Screw.....
1518E	22385	Feed Lifting Rock Shaft Crank Connecting Rod Hinge Screw Nut.....
307C	22385	Feed Lifting Rock Shaft Screw Center...
56814	-----	" " " " " " 307C with 1513J.....
1513J	22385	Feed Lifting Rock Shaft Screw Center Nut.....
3039	22389	Feed Regulator.....
1128E	22385	" " Hinge Screw.....
818D	22385	" " Thumb Screw.....
16506	22451	" Rock Shaft.....
24376	-----	Feed Rock Shaft complete, Nos. 16506 and 29633.....
29633	22389	Feed Rock Shaft Crank with 157J.....
157J	22385	" " " " Clamping Screw...
307C	22385	" " " " Screw Center.....
56814	-----	" " " " " " 307C with 1513J.....
1513J	22385	Feed Rock Shaft Screw Center Nut.....
24953	22390	Lifting Presser Bar.....
19356	22390	" " " Bell Crank.....
199D	22385	" " " " " Cap Screw
19357	22390	" " " " " Connecting Link.....
199D	22385	Lifting Presser Bar Bell Crank Connecting Link Cap Screw.....
19358	22390	Lifting Presser Bar Bell Crank Driving Arm.....

## PARTS FOR MACHINE NO. 44-79

No.	Plate	Name
19362	22390	Lifting Presser Bar Bell Crank Driving Arm Eccentric Connection.....
375C	22385	Lifting Presser Bar Bell Crank Driving Arm Eccentric Connection Hinge Screw.....
1518E	22385	Lifting Presser Bar Bell Crank Driving Arm Eccentric Connection Hinge Screw Nut.....
2049	22387	Lifting Presser Bar Bell Crank Driving Arm Pin.....
19359	22390	Lifting Presser Bar Bell Crank Driving Arm Shaft.....
19360	22390	Lifting Presser Bar Bell Crank Driving Arm Shaft Bracket.....
19361	-----	Lifting Presser Bar Bell Crank Driving Arm Shaft Bracket complete, Nos. 2049 and 19358 to 19360.....
965D	22385	Lifting Presser Bar Bell Crank Driving Arm Shaft Bracket Screw.....
24589	22389	Lifting Presser Bar Guide Bracket with 453C.....
453C	22385	Lifting Presser Bar Guide Bracket Set Screw.....
24954	-----	Lifting Presser Bar Guide Bracket complete, Nos. 19356, 19357, 24589, 24960 and three 199D.....
24590	22389	Lifting Presser Bar Guide Bracket Support.....
175D	22385	Lifting Presser Bar Guide Bracket Support Screw.....
4355	22390	Lifting Presser Bar Lifter.....
689C	22385	" " " " Screw.....
1520E	22385	" " " " Nut....
12327	22392	" " " Lifting and Releasing Lever Bracket.....
11167	22390	Lifting Presser Bar Spring (light) .051 wire.....
Note: No. 11167 is sent with this Machine unless another Spring is specified on order.		
12139	22390	Lifting Presser Bar Spring (medium) .055 wire.....
20023	22390	Lifting Presser Bar Spring (heavy) .063 wire.....
11170	22387	Lifting Presser Bar Spring Washer.....
24955	22388	" " Foot.....
193J	22387	" " Screw.....
19229	22390	Needle Bar (hollow) for high lift.....
*12382	22390	" " Connecting Link with 794E...
43997	-----	" " " " 12382 with 12384.....
794E	22385	Needle Bar Connecting Link Adjusting Screw.....

## PARTS FOR MACHINE NO. 44-79

No.	Plate	Name
*12383	-----	Needle Bar Connecting Stud.....
12384	22390	Needle Bar Connecting Stud complete, Nos. 453C, 1904 and 12383.....
1904	22385	Needle Bar Connecting Stud Roller (roller only).....
453C	22385	Needle Bar Connecting Stud Set Screw...
19365	22390	" " Crank and Lifting Eccentric with 448C and 743C.....
743C	22385	Needle Bar Crank and Lifting Eccentric Position Screw.....
448C	8387	Needle Bar Crank and Lifting Eccentric Set Screw.....
936E	22393	Needle Bar Screw Bushing.....
24101	-----	" Clamp Body.....
808F	22385	" " Screw.....
24102	22385	" " Thread Guide.....
651D	22385	" " " " Screw.....
24103	22385	Needle Clamp (high lift) complete, Nos. 651D, 808F, 24101 and 24102.....
44222	22391	Oil Cup.....
44223	-----	" " 44222 with 44005.....
44214	22391	" " Extension.....
44005	-----	" " " 44214 with 24075....
24075	22391	" " " Post.....
44006	22391	" " Packing (felt).....
44224	22391	" " Thread Retainer.....
44225	22391	Oil Cup complete, Nos. 44006, 44223 and 44224.....
*24104	22392	Oscillating Rock Shaft.....
24105	-----	Oscillating Rock Shaft complete, Nos. 4784, 12388 and 24104.....
12388	22392	Oscillating Rock Shaft Hinge Pin.....
878J	22387	" " " " Oil Hole Stop Screw.....
12459	22387	Oscillating Rock Shaft Hinge Pin Oil Hole Stop Screw Washer (leather)..
448C	8387	Oscillating Rock Shaft Hinge Pin Set Screw.....
4784	22387	Oscillating Rock Shaft Oil Pad.....
16509	22451	" Shaft.....
19496	-----	" " Crank, for 19447.....
44134	-----	" " " " 44135.....
19447	22387	Oscillating Shaft Crank complete, Nos. 457C, 1518E, 19449 and 19496.....
44135	22387	Oscillating Shaft Crank complete, Nos. 1518E, 19449, 44134 and two 453C....
3093	22387	Oscillating Shaft Crank Pin.....
457C	22387	" " " Set Screw, for 19447.....
453C	22385	Oscillating Shaft Crank Set Screw, for 44135.....
19448	22397	Oscillating Shaft Crank Slide Block....

From the Library of: Diamond Needl Corp.

No.	Plate	Name
226J	22387	Oscillating Shaft Crank Slide Block Cap Screw.....
12424	22387	Oscillating Shaft Crank Slide Block Cap Screw Washer.....
988C	22387	Oscillating Shaft Crank Slide Block Screw Stud.....
1518E	22385	Oscillating Shaft Crank Slide Block Screw Stud Nut.....
19449	-----	Oscillating Shaft Crank Slide Block complete, Nos. 226J, 988C, 12424 and 19448.....
688J	22391	Pressure Regulating Thumb Screw.....
1868	22388	Roller, 7/8 in. diam., 9/64 in. face, coarse with 652D and 1528D.....
2203	22388	Roller Arm.....
440F	22388	" " Adjusting Screw.....
1547J	22388	" " " " Nut.....
24956	22388	" " Bracket.....
316F	22388	" " " Screw Center.....
15444	-----	" " " " " 316F with 1547J.....
1547J	22388	Roller Arm Bracket Screw Center Nut.....
2205	22388	" " Lock Spring.....
176D	22388	" " " " Screw.....
1549J	22388	" " " " Nut.....
24957	22388	Roller Presser complete, 7/8 in. diam., coarse roller, Nos. 176D, 440F, 1547J 1549J, 1868, 2203, 2205, 24956 and two 15444.....
193J	22387	Roller Presser Screw.....
652D	22388	" Screw.....
1528D	22388	" Nut.....
2996	8448	Shuttle Bobbin.....
*62739	-----	" " Case.....
15140	8448	" " " Latch.....
2973	8448	" " " Lever.....
2974	22387	" " " Fulcrum Pin.....
2975	22387	Shuttle Bobbin Case Latch Spring.....
592E	8448	" " " Stop Screw....
15141	8448	" " " Hinge, Nos. 2973, 2974 and 15140.....
*7553	22387	Shuttle Bobbin Case Position Finger.....
2523	22387	" " " Rivet.....
24412	22392	" " " Plate.....
391J	8448	" " " Screw.....
62740	8448	Shuttle Bobbin Case complete, Nos. 591F, 592E, 2523, 2975, 7553, 15141, 15278 and 62739.....
12393	8448	Shuttle Body.....
591F	8448	" Tension Regulating Screw.....
15278	8448	" Spring.....

No.	Plate	Name
19292	8448	Shuttle, 1 11/16 in. diam., Nos. 2996, 12393 and 62740.....
*24551	-----	Shuttle Driver.....
24552	22392	" " 24551 with two 1266C.....
2049	22387	" " Pin.....
1266C	8448	" " Set Screw.....
2531	8398	" Race Back.....
2532	8448	" " Position Pin.....
2533	22392	" " Spring.....
907D	8448	" " " Screw.....
24553	-----	" " Body.....
62511	-----	" " 24553 with 24418 and two 1053D.....
62520	-----	Shuttle Race Body 62511 with two 2532..
24418	22392	" " Cap.....
1053D	8448	" " " Screw.....
24554	22392	Shuttle Race complete, Nos. 907D, 2531, 2533, 24412, 62520 and two 391J....
145D	8448	Shuttle Race Screw.....
12431	-----	" Slide.....
12432	22392	Shuttle Race Slide complete, Nos. 4307, 12431 and two 725E.....
4307	22392	Shuttle Race Slide Spring.....
725E	8448	" " " Screw.....
52046	22392	Spool Holder Base.....
399D	22387	" " Screw.....
204296	22392	" " Wire.....
200079H	22387	" " Hinge Screw.....
52047	22392	Spool Holder complete, Nos. 52046, 200079H and 204296.....
2102	3471	Tension Disc.....
1560C	8398	" Regulating Thumb Nut.....
32572	8398	" Releasing Disc.....
43944	8398	" " Lever.....
12398	8398	" " Hinge Pin.....
12329	8398	" " Spring.....
32574	8398	" " Pin.....
50327C	8398	" Screw Stud.....
44141	-----	" " 50327C with 1560C....
43945	8398	" Spring.....
12149	8398	" Thread Guard.....
44118	-----	Tension complete, Nos. 7336, 32572, 32574, 43945, 43946, 44141 and two 2102....
52454	8398	Thread Retainer.....
624C	8398	" Set Screw.....
12404	8398	" Take-up Crank.....
3094	8398	" " Wedge.....
690E	8398	" " Screw.....
12408	22392	" " Lever.....
775E	8398	" " Cap Screw.....
12166	8398	" " Hinge Pin.....
12409	22392	" " Link.....

 From the library of: [DiamondNeedle.org](http://DiamondNeedle.org)


No.	Plate	Name
11204	22392	Thread Take-up Lever Link Hinge Pin.....
435C	8398	" " " " " " " Set Screw.....
12410	-----	Thread Take-up Lever complete, Nos. 12166 12408 and 12409.....
43946	8398	Thread Take-up Spring.....
7336	22387	" " " " Regulator.....
448C	8387	" " " " " Set Screw
24958	22386	Throat Plate, large oblong needle hole, for 24952 and 62613.....
24959	22386	Throat Plate, small oblong needle hole, for 24952 and 62613.....
691F	22386	Throat Plate Screw.....
24960	22392	Vibrating Presser Bar.....
19367	22385	" " " " Cap.....
199D	22385	" " " " " Screw, for 24960.....
219F	8387	Vibrating Presser Bar Cap Screw, for 19367.....
19368	22385	Vibrating Presser Bar Cushion (rawhide).
19369	22388	" " " " Spring.....
335D	22388	" " " " " Screw.....
24961	22388	" " " " Foot.....
217D	22388	" " " " " Screw.....
*15404	-----	Trade Mark.....
15405	8398	" " " " Rivet.....
24079	8407	Drip Pan.....

Genuine Singer Needles should be used in Singer Machines. These Needles and their Containers are marked with the Company's Trade Mark "SIMANCO." 1

Needles in Containers marked "For Singer Machines" are not Singer made needles. 2

## LIST OF PARTS COMPLETE

FOR



## MACHINE No. 44-82

FOR GLOVES AND OTHER WORK IN LIGHT LEATHER. WHEEL FEED. ROLLER PRESSER. SPEED 2000 R. P. M.

No.	Plate	Name
*16501	-----	Arm with 11104, 15404 and two 15405..
8582	8387	" Dowel Pin.....
15783	8387	" Oil Tube.....
12453	8387	" " " for intermediate bearing..
12454	8387	" " " with 132590, for oiling 12409.....
24131	8387	Arm Oil Tube with 52045, for oiling 62507.....
11119	8387	Arm Oil Tube 15783 with 52045, for oiling 12408.....
52045	8387	Arm Oil Tube Packing (cotton).....
132590	8387	" " " " (wick).....
748E	8387	" Screw (back).....
868E	8387	" (front).....
16511	22451	" Shaft.....
*11104	-----	" " Bushing (front).....
12357	22389	" " Flanged Bushing (back).....
448C	8387	" " " " " Set Screw
144D	8387	" " Screw.....
12480	22388	" Side Cap.....
219D	8387	" " " Screw.....

No.	Plate	Name
12193	22389	Arm Side Cover.....
51224J	8387	" " " Thumb Screw.....
24296	22451	Balance Wheel (power) light rim, 2 3/16 in. pulley, with two 448C.....
24297	22389	Balance Wheel Oil Cover.....
210D	8387	" " " " Screw.....
446C	8387	" " " Set Screw.....
*62539	-----	Bed.....
20197	22389	Crank Connecting Rod with two 896C....
896C	8387	" " " Cap Screw.....
908C	8387	" " " Hinge Screw.....
1619E	8387	" " " " " Nut....
20057	-----	Face Plate.....
20058	22398	Face Plate complete, Nos. 12150, 20057 and 45720.....
190J	8387	Face Plate Screw.....
*44181	-----	" " Thread Guard (lower).....
12150	8387	" " " " " 44181 with 12152.....
12152	8387	Face Plate Thread Guard (lower) Rivet..
45720	22387	" " " (upper) with 125373.....
125373	22387	Face Plate Thread Guard (upper) Rivet..
51224J	8387	" " Thumb Screw.....
3033	22385	Feed Connecting Link.....
375C	22385	" " " Hinge Screw.....
1518E	22385	" " " " " Nut...
62507	22398	" Eccentric with 446C.....
446C	8387	" " Set Screw.....
12429	22398	" Forked Connection.....
375C	22385	" " " Hinge Screw....
1518E	22385	" " " " " Nut..
62508	22398	" Regulator.....
1128E	22385	" " Hinge Screw.....
819D	22385	" " Thumb Screw.....
24945	22451	" Rock Shaft.....
24946	-----	Feed Rock Shaft complete, Nos. 24945 and 29633.....
29633	22389	Feed Rock Shaft Crank with 157J.....
157J	22385	" " " " Clamping Screw...
307C	22385	" " " Screw Center.....
56814	-----	" " " " " 307C with 1513J.....
1513J	22385	Feed Rock Shaft Screw Center Nut.....
24898	22399	" Wheel, coarse teeth.....
Note: No. 24898 is sent with this Machine unless otherwise specified on order.		
24899	-----	Feed Wheel, fine teeth.....
44101	22399	" " Driver with 2266.....
44102	22393	" " " Link.....
61F	22393	" " " " Hinge Screw....
1655E	22393	" " " " " Nut (for driver).....

No.	Plate	Name
2265	8435	Feed Wheel Driver Spring.....
2266	8435	" " " " Hook.....
44103	22399	" " " Frame with 453C.....
24987	-----	Feed Wheel Frame complete, Nos. 151C, 183C, 183F, 240D, 2252, 2254 to 2256, 3114, 24898 or 24899, 44103, 50295C and two 1520E.....
50295C	22393	Feed Wheel Frame Adjusting Screw.....
1520E	22385	" " " " " Nut...
453C	22385	" " " Set Screw.....
19268	22451	" " " Shaft.....
307C	22385	" " " " Screw Center.....
56814	-----	" " " " " " 307C with 1513J.....
1513J	22385	Feed Wheel Frame Shaft Screw Center Nut
3114	8435	" " Friction Plate (back).....
151C	8435	" " " " " Screw
2252	8435	" " " " (front).....
183C	22393	" " " " " Screw
2254	8435	" " Retaining Clutch.....
2255	8435	" " " " Cap.....
183F	22393	" " " " " Screw...
2256	8435	" " " " Spring.....
240D	8435	" " " " " Screw
12448	22399	Needle Bar (hollow).....
*12382	22390	" " Connecting Link with 794E...
43997	-----	" " " " 12382 with 12384.....
794E	22385	Needle Bar Connecting Link Adjusting Screw.....
*12383	-----	Needle Bar Connecting Stud.....
12384	22390	Needle Bar Connecting Stud complete Nos. 453C, 1904 and 12383.....
1904	22385	Needle Bar Connecting Stud Roller (roller only).....
453C	22385	Needle Bar Connecting Stud Set Screw...
20188	22398	" " Crank with 858C and 1065C...
1065C	22393	" " " Position Screw.....
858C	22393	" " " Set Screw.....
936C	22393	" " Screw Bushing.....
44245	22393	" " Thread Guard.....
233E	22351	" " " " Screw.....
2167	22393	" Clamp with 196F.....
196F	22393	" " Screw.....
44222	22391	Oil Cup.....
44223	-----	" " 44222 with 44005.....
44214	22391	" " Extension.....
44005	-----	" " " 44214 with 24075.....
24075	22391	" " " Post.....
44006	22391	" " Packing (felt).....
44224	22391	" " Thread Retainer.....
44225	22391	Oil Cup complete, Nos. 44006, 44223 and 44224.....



No.	Plate	Name
*24104	22392	Oscillating Rock Shaft.....
24105	-----	Oscillating Rock Shaft complete, Nos. 4784, 12388 and 24104.....
12388	22392	Oscillating Rock Shaft Hinge Pin.....
878J	22387	" " " " " Oil Hole Stop Screw.....
12459	22387	Oscillating Rock Shaft Hinge Pin Oil Hole Stop Screw Washer (leather)..
448C	8387	Oscillating Rock Shaft Hinge Pin Set Screw.....
4784	22387	Oscillating Rock Shaft Oil Pad.....
16509	22451	" Shaft.....
19496	-----	" " Crank, for 19447.....
44134	-----	" " " " 44135.....
19447	22387	Oscillating Shaft Crank complete, Nos. 457C, 1518E, 19449 and 19496.....
44135	22387	Oscillating Shaft Crank complete, Nos. 1518E, 19449, 44134 and two 453C....
3093	22387	Oscillating Shaft Crank Pin.....
457C	22387	" " " Set Screw, for 19447.....
453C	22385	Oscillating Shaft Crank Set Screw, for 44135.....
19448	22387	Oscillating Shaft Crank Slide Block....
226J	22387	" " " " " Cap Screw.....
12424	22387	Oscillating Shaft Crank Slide Block Cap Screw Washer.....
988C	22387	Oscillating Shaft Crank Slide Block Screw Stud.....
1518E	22385	Oscillating Shaft Crank Slide Block Screw Stud Nut.....
19449	-----	Oscillating Shaft Crank Slide Block complete, Nos. 226J, 988C, 12424 and 19448.....
19441	22399	Presser Bar (hollow).....
19464	-----	Presser Bar complete, Nos. 190J, 19441 to 19443 and 24445.....
20059	22398	Presser Bar Guide Bracket with 453C....
453C	22385	" " " " Set Screw....
52016	22398	" " Lifter.....
689C	22385	" " " Screw.....
1520E	22385	" " " Nut.....
12327	22392	" " Lifting and Releasing Lever Bracket.....
11167	22390	Presser Bar Spring (light) .061 wire...
Note: No. 11167 is sent with this Machine unless another Spring is specified on order.		
12139	22390	Presser Bar Spring (medium) .055 wire..
20023	22390	" " " (heavy) .063 wire...
11170	22387	" " Washer.....
19165	22393	" Foot.....

No.	Plate	Name
190J	8387	Presser Foot Screw.....
688J	22391	Pressure Regulating Thumb Screw.....
1839	22394	Roller, 1 1/4 in. diam., 9/64 in. face, coarse, with Nos. 386D and 1528D..
1869	-----	Roller, 1 1/4 in. diam., 9/64 in. face, fine, with Nos. 386D and 1528D....
24990	22394	Roller Arm.....
19442	22394	" " Bracket.....
19443	22394	" " " Position Collar with 456C.....
456C	22394	Roller Arm Bracket Position Collar Set Screw.....
987E	22394	Roller Arm Bracket Screw Stud.....
19444	22394	" " " Spring.....
19445	22394	" " " " Pin.....
19446	22394	" " " " Stud.....
24445	-----	Roller Arm Bracket Spring Stud complete Nos. 987E and 19444.....
24991	-----	Roller Presser complete, 1 1/4 in. coarse roller, Nos. 1839 and 24990.....
Note: No. 24991 is sent with this Machine unless another Roller Presser is specified on order.		
24992	22394	Roller Presser complete, 1 1/4 in. fine roller, Nos. 1869 and 24990.....
190J	3387	Roller Presser Screw.....
386D	22394	" Screw.....
1528D	22388	" Nut.....
2996	8448	Shuttle Bobbin.....
*62739	-----	" " Case.....
15140	8448	" " " Latch.....
2973	8448	" " " Lever.....
2974	22387	" " " " Fulcrum Pin.....
2975	22387	Shuttle Bobbin Case Latch Spring.....
592E	8448	" " " " Stop Screw...
15141	8448	" " " Hinge, Nos. 2973, 2974 and 15140.....
*7553	22387	Shuttle Bobbin Case Position Finger...
2523	22387	" " " " Rivet
62740	8448	Shuttle Bobbin Case complete, Nos. 591F, 592E, 2523, 2975, 7553, 15141, 15278 and 62739.....
12393	8448	Shuttle Body.....
591F	8448	" Tension Regulating Screw.....
15278	8448	" Spring.....
19292	8448	" 1 11/16 in. diam., Nos. 2996, 12393 and 62740.....
*24551	-----	Shuttle Driver.....
24552	22392	" " 24551 with two 1266C....
2049	22387	" " Pin.....
1266C	8448	" " Set Screw.....
24062	22399	" Race Back.....

No.	Plate	Name
2532	8448	Shuttle Race Back Position Pin.....
2533	22392	" " " Spring.....
907D	8448	" " " Screw.....
24963	-----	" " Body.....
*62580	-----	" " " 24963 with 24964 and two each 662D and 2532.....
24964	22399	Shuttle Race Cap.....
662D	8435	" " " Screw.....
24965	22399	" " Ring.....
24968	22399	" " " Clamp (left).....
24967	22399	" " " " (right).....
21202	22393	" " " " Friction Spring
85D	22393	" " " " Screw.....
24968	22399	Shuttle Race (sectional) complete, Nos. 907D, 2533, 24062, 24965 to 24967, 62580 and two each 85D and 21202..
145D	8448	Shuttle Race Screw.....
12431	-----	" " Slide.....
24810	-----	Shuttle Race Slide complete, Nos. 4307, 12431 and two 1208J.....
4307	22392	Shuttle Race Slide Spring.....
1208J	8448	" " " Screw.....
20060	22398	Slack Thread Regulator.....
225F	22393	" " " Adjusting Screw..
52046	22392	Spool Holder Base.....
389D	22387	" " " Screw.....
204296	22392	" " Wire.....
200079H	22387	" " " Hinge Screw.....
52047	22392	Spool Holder complete, Nos. 52046, 200079H and 204296.....
2102	3471	Tension Disc.....
1560C	8398	" Regulating Thumb Nut.....
32572	8398	" Releasing Disc.....
43944	8398	" " Lever.....
12398	8398	" " " Hinge Pin.....
12329	8398	" " " Spring.....
32574	8398	" " Pin.....
50327C	8398	" Screw Stud.....
44141	-----	" " 50327C with 1560C..
43945	8398	" Spring.....
44118	-----	Tension complete, Nos. 7336, 32572, 32574, 43945, 43946, 44141 and two 2102....
52454	8398	Thread Retainer.....
624C	8398	" " Set Screw.....
12404	8398	" Take-up Crank.....
3094	8398	" " " Wedge.....
690E	8398	" " " Screw.....
12408	22392	" " Lever.....
775E	8398	" " " Cap Screw.....
12166	8398	" " " Hinge Pin.....
12409	22392	" " " Link.....
11204	22392	" " " Hinge Pin....

No.	Plate	Name
435C	8398	Thread Take-up Lever Link Hinge Pin Set Screw.....
12410	-----	Thread Take-up Lever complete, Nos. 12166, 12408 and 12409.....
43946	8398	Thread Take-up Spring.....
7336	22387	" " " Regulator.....
448C	8387	" " " Set Screw
44110	22393	Throat Plate.....
691F	22386	" " " Screw.....
62540	-----	Wheel Feed complete, Nos. 1655E, 2265, 19268, 24810, 24987, 44101, 44102, 44110, 62507 and two 61F.....
*15404	-----	Trade Mark.....
15405	8398	" " Rivet.....
24080	22363	Drip Pan with four 1 in. wire nails....

Genuine Singer Needles should be used  
in Singer Machines.  
These Needles and their Containers  
are marked with the  
Company's Trade Mark "SIMANCO." 1

Needles in Containers marked  
"For Singer Machines"  
are not Singer made needles. 2

## MACHINE BASE

No.	Plate	Name
24106	8399	Bed Frame Cushion (felt).....
158E	8399	" " " Screw.....
24107	8399	" " Hinge Connection.....
9261	8399	" " " Pin.....
970D	8399	" " Thumb Screw.....
24108	8408	Bed Frame complete, Nos. 970D, two each 9261, 24107, four each 158E, 24108 and six wood screws 1 1/4 in. No. 12.....
24908	8407	Drip Pan with two wood screws 1/2 in. No. 5 R.H.B., for 24108.....

## ACCESSORIES

No.	Plate	Name
51075E	8399	Machine Hinge Bolt with 51581E.....
51581E	22394	" " " Nut.....
6055	8399	" " " Washer.....
12361	8399	" " Connection.....
44139	8399	" " Plate.....
44140	-----	Machine Hinge complete, Nos. 12361, 44139 and wood screw 1 1/4 in. No. 14...
44180	-----	Machine Hinge complete, Nos. 6055, 12361, 44139 and 51075E.....
12405	8399	Machine Rest (felt).....
41400	22397	" " Pin (wood) 3 1/8 in. long.
120342	22397	Oiler (copper plated) with 120343.....
120343	22397	" Spout, 3 1/2 in. long.....
26026	22397	Screw Driver (machine).....
26485	22397	" " (shuttle tension).....
4822	22380	Wrench, for 1521, 1528, 1547 and 1549, for 44-82 Machine.....
8908	22380	Wrench, for 1519, 1520, 1620 and 1655.....
8909	22380	" " 1513, 1518 and 51581.....
19221	22380	" " 936 and 1619.....
22003	22380	" " 1550, for 44-82 Machine....

## BELT GUARD

No.	Plate	Name
41929	8408	Belt Guard.....
8419	8399	" " Button.....
8419	8399	" " Washer (leather).....
8420	-----	" " " 8418 with 8419 and wood screw 1 1/4 in. No. 9 R.H.B....

## BELT GUARD

No.	Plate	Name
41930	8399	Belt Guard Hinge.....
41931	-----	Belt Guard complete, Nos. 8420, 41929, two 41930 and four wood screws 3/4 in. No. 9.....

## BOBBIN WINDERS

BOBBIN WINDER  
(SWINGING AUTOMATIC, RIGHT HAND)  
FOR 2996  
FOR POWER TABLE

No.	Plate	Name
225433	8406	Bobbin Winder and Tension Bracket Base.
225453	22395	Frame with 202277 and 225438.....
225454	3471	" Hinge Pin.....
202277	3471	" Oil Packing (wick).....
225438	3471	" " Well Cap.....
225455	3471	" Spring.....
225456	3471	" " Plunger.....
202473	8406	Pulley with 200380C.....
200380C	3471	" Set Screw.....
225381	22395	Spindle.....
225444	3471	Stop Latch.....
200056E	3471	" " Screw.....
225458	3471	" " Thumb Lever.....
225459	3471	" " " Hinge Stud.....
225459	3471	" " " Joint Stud.....
202478	3471	" " Trip Lever.....
200299H	3471	" " " Hinge Screw.....
225461	3471	Tension Bracket with 201499B.....
200082D	3471	" " Screw.....
228026	22394	" " Washer.....
2102	3471	" Disc.....
202407	3471	" Spring.....
201499B	3471	" Stud.....
201572B	3471	" " Thumb Nut.....
225462	-----	Tension Bracket complete, Nos. 201572B, 202407, 225461 and two 2102.....
225382	8406	Bobbin Winder (swinging automatic, right hand) complete, Nos. 200056E, 200082D, 200299H, 202473, 202478, 225381, 225433, 225444, 225453 to 225456, 225458, 225462, 228026, two each 225459 and wood screws 3/4 in. No. 12 R.H.B.....

**BOBBIN WINDER**  
(SWINGING AUTOMATIC, RIGHT HAND)

FOR 2996  
FOR STAND

No.	Plate	Name
27540	22395	Base.....
15072	22351	Bobbin Position Pin.....
27302	22395	Frame.....
50356D	22351	" Hinge Screw.....
1620J	22351	" " " Nut.....
27303	22351	" Spring.....
27541	22395	Pulley.....
*27849	-----	Spindle.....
27538	22395	" 27849 with 15072,27850 and 41828
*27850	-----	" Collar.....
41828	22351	" " Pin.....
27306	22395	Spool Pin.....
27307	22395	Spool Stand.....
27308	22395	Spool Stand complete,Nos.418E,1562J, 2106,10141,11241,27306,27307,two each 2455 and wood screws 1 in.No. 10.....
11241	22395	Spool Washer (cloth).....
27312	22395	Stop Latch.....
35D	8448	" " Hinge Screw.....
2455	8435	Tension Disc.....
1562J	8435	" Regulating Thumb Nut.....
418E	8435	" Screw Stud.....
10141	8435	" Spring.....
2106	8435	" Thread Guide.....
27647	22395	Bobbin Winder,Nos.35D,1620J,27302,27303 27312,27538,27540,27541,50356D and two wood screws 1 in.No.7.....
27544	-----	Bobbin Winder (swinging automatic,right hand) complete,Nos.27308 and 27647

**DRIVING ATTACHMENT**

No.	Plate	Name
16592	22451	Balance Wheel (friction) with 7958, 16524 and two 435C.....
16524	22397	Balance Wheel (friction) Ring (leather)
7958	8674	" " " " Stop Pin.
24355	8439	" " Oil Cover.....
210D	8387	" " " " Screw.....
435C	8398	" " Set Screw.....

No.	Plate	Name
15072	22351	Bobbin Position Pin.....
16514	8439	" Winder Frame.....
32D	22394	" " " Hinge Screw.....
16515	8439	Bobbin Winder Frame complete,Nos.333D, 5960,5961,5963,15077 and 16514...
5960	8439	Bobbin Winder Friction Wheel (leather).
5961	8439	" " " " Washer....
333D	22351	" " " " " Screw
15077	8439	" " Spindle with 15072.....
5963	8439	" " " Flange.....
27306	22395	" " Spool Pin.....
27307	22395	" " " Stand.....
27308	22395	Bobbin Winder Spool Stand complete,Nos. 418E,1562J,2106,10141,11241,27306, 27307,two each 2455 and wood screws 1 in. No. 10.....
11241	22395	Bobbin Winder Spool Washer (cloth)....
12170	8439	" " Spring.....
180F	22351	" " " Screw.....
16516	8439	" " Stop Latch with 152F and 1550J.....
152F	8674	Bobbin Winder Stop Latch Adjusting Screw.....
1550J	22394	Bobbin Winder Stop Latch Adjusting Screw Nut.....
75D	8674	Bobbin Winder Stop Latch Hinge Screw...
27303	22351	" " " " Spring.....
2269	22351	" " " " Stop Pin.....
2455	8435	" " Tension Disc.....
1562J	8435	" " " Regulating Thumb Nut.....
418E	8435	Bobbin Winder Tension Screw Stud.....
10141	8435	" " " Spring.....
2106	8435	" " " Thread Guide.....
16530	3439	Bracket.....
692D	22351	" Screw.....
16528	22363	Drip Pan with four 1 in.wire nails,for 44-79 Machine.....
24338	22363	Drip Pan with four 1 in.wire nails, for 44-82 Machine.....
16518	22451	Driving Arm with 2269,2928 and two 15132.....
2928	8674	Driving Arm Brake (leather).....
15132	8674	" " " Rivet.....
12178	8674	" " Friction Plug (wood).....
427E	8674	" " " Adjusting Screw.....
1508C	8674	Driving Arm Friction Plug Adjusting Screw Nut.....
693D	8439	Driving Arm Hinge Screw.....
1579C	8439	" " " Nut.....
16519	22451	" " Pitman.....

## DRIVING ATTACHMENT

No.	Plate	Name
16520	22397	Driving Arm Pitman Crank with 803C and 1520E.....
803C	22351	Driving Arm Pitman Crank Adjusting Screw.....
1520E	22385	Driving Arm Pitman Crank Adjusting Screw Nut.....
2022	8674	Driving Arm Pitman Crank Pin.....
16521	8439	" " " " Spring.....
24528	8439	" " " " Adjusting Collar with three 448C.....
448C	8387	Driving Arm Pitman Crank Spring Adjusting Collar Set Screw.....
65D	8674	Driving Arm Pitman Hinge Screw.....
16522	-----	Driving Arm complete, Nos. 32D, 75D, 180F, 427E, 693D, 1508C, 1579C, 12170, 12178, 16515, 16516, 16518, 16530 and 27303.
16594	22451	Driving Friction Pulley, 2 5/16 in. diam. with 861D and 10236.....
10236	8674	Driving Friction Pulley Center Bearing.
861D	22351	" " " Oil Hole Plug Screw.....
27072	22400	Shaft Driving Pulley (sectional, grooved) 12 in. diam., 1 3/16 in. bore with two 597C.....
597C	8674	Shaft Driving Pulley Clamping Screw....
12189	22380	Starting Crank.....
2022	8674	" " Pin.....
16525	22380	" " Shaft.....
24529	22380	" " Bracket with 24528.
130D	22351	" " " Screw.....
24530	-----	Starting Crank Shaft Bracket complete, Nos. 12189, 16520, 16521, 16525, 24529, and two 2022.....
126036	22400	Treadle.....
126205	22380	" Bracket (left).....
126206	-----	Treadle Bracket (left) complete, Nos. 23258, 126205, 126207, 126208 and two wood screws 1 in. No. 14.....
126207	22380	Treadle Bracket (left) Hook.....
23258	8674	" " " Friction Washer.....
126208	8674	Treadle Bracket (left) Hook Rivet.....
46681	22380	" " (right).....
60502	-----	" " 46681 with two wood screws 1 in. No. 14.....
27637	22451	Treadle Pitman Rod (lower).....
150208	22397	" " " Spring.....
6055	8399	" " " Washer.
14081	22451	" " (upper).....
80223	22451	" " Clamp with 361C....
361C	8674	" " Screw.....

## DRIVING ATTACHMENT

No.	Plate	Name
14233	22451	Treadle Pitman complete, Nos. 2762, 6055, 14081, 27637, 80223 and 150208.....
126209	-----	Treadle complete, Nos. 60502, 126036 and 126206.....
126213	-----	Treadle Pitman complete, Nos. 14233 and 126209.....
2762	22351	Treadle Stop Collar with 362C.....
362C	8674	" " Set Screw.....
16531	-----	Driving Attachment with Bobbin Winder and Treadle complete, Nos. 210D, 692D 16519, 16522, 16592, 16594, 24355, 24530, 27072, 27308, 126213, two 65D and three 130D.....

## FOOT LIFTER PARTS

No.	Plate	Name
5596	22396	Bell Crank.....
56848	-----	" " 5596 with 5599 and 5601.....
5599	22396	" " Bracket.....
178E	22351	" " Screw.....
5601	22351	" " Hinge Pin.....
5735	22396	" " Spring.....
5598	22396	Bell Crank complete, Nos. 5735 and 56848
5670	-----	Chain, length 26 in. to 35 in. with 56864 and 56865.....
Note: When ordering No. 5670, state length required.		
4879	22396	Chain Connecting Link.....
56864	22396	" Hook (large).....
56865	22396	" (small).....
16510	22396	Lifting Lever with 448C, for 19331.....
19371	22396	" " 448C, for 24427.....
12415	22396	" " Connecting Rod.....
12416	22396	" " " Joint.....
76D	8435	" " " Hinge Screw.....
1521E	8435	Lifting Lever Connecting Rod Lock Nut..
802D	22351	" " Hinge Screw.....
12241	22396	" " Link, for 19331.....
21301	22396	" " " 24427.....
766D	8435	" " Hinge Screw.....
12240	22396	" " Pin, for 19331.....
19372	22396	" " 24427.....
448C	8387	" " Set Screw.....
2763	8406	Rock Shaft.....
12242	22451	" " Hanger with two wood screws 1 in. No. 10.....
6337	8406	Rock Shaft Lifting Bracket with two 356C.....

## FOOT LIFTER PARTS

No.	Plate	Name
12243	8406	Rock Shaft Lifting Bracket Hook, for 5598.....
7125	8406	Rock Shaft Lifting Bracket Hook, for 5670.....
356C	8435	Rock Shaft Lifting Bracket Hook Set Screw.....
356C	8435	Rock Shaft Lifting Bracket Set Screw...
2770	8406	" " Stop Dog with 356C.....
356C	8435	" " " " Set Screw.....
4880	8406	Rock Shaft complete, Nos. 2763, 2770, 7125, 12243, two each 6337 and 12242.....
4881	8406	Treadle.....
4882	22396	" Shaft.....
4883	22396	" Spring.....
4884	8406	" Stand.....
4885	8406	Treadle complete, Nos. 4879, 4881 to 4884 and two wood screws 1 in. No. 16.....
24427	-----	Foot Lifter complete, for 44-79 Machine Nos. 76D, 766D, 802D, 1521E, 4880, 4885, 5598, 5670, 12415, 12416, 19371, 19372, 21301 and two 178E.....
19331	-----	Foot Lifter complete, for 44-82 Machine Nos. 76D, 766D, 802D, 1521E, 4880, 4885, 5598, 5670, 12240, 12241, 12415, 12416, 16510 and two 178E.....

## GUIDE

No.	Plate	Name
25875	22396	Guide.....
284D	22394	" Thumb Screw.....

## KNEE LIFTER PARTS

No.	Plate	Name
5596	22396	Bell Crank.....
56848	-----	" " 5596 with 5599 and 5601.....
5599	22396	" " Bracket.....
178E	22351	" " " " Screw.....
5601	22351	" " Hinge Pin.....
5735	22396	" " Spring.....
5598	22396	Bell Crank complete, Nos. 5735 and 56848.
16510	22396	Lifting Lever with 448C, for 16512.....
19371	22396	" " " 448C, for 19373.....
12415	22396	" " Connecting Rod.....
12416	22396	" " " " Joint.....

## KNEE LIFTER PARTS

No.	Plate	Name
76D	8435	Lifting Lever Connecting Rod Joint Hinge Screw.....
1521E	8435	Lifting Lever Connecting Rod Lock Nut..
802D	22351	" " Hinge Screw.....
12241	22396	" " Link, for 16512.....
21301	22396	" " " " 19373.....
766D	8435	" " " Hinge Screw.....
12240	22396	" " Pin, for 16512.....
19372	22396	" " " " 19373.....
448C	8387	" " " Set Screw.....
2763	8406	Rock Shaft.....
12242	22451	" " Hanger with two wood screws 1 in. No. 10.....
2765	8406	Rock Shaft Knee Arm.....
2766	8406	" " " " Hub with 356C.....
356C	8435	" " " " Set Screw.....
2768	-----	Rock Shaft Knee Arm complete, Nos. 2765 to 2767.....
2767	8406	Rock Shaft Knee Plate with 356C.....
356C	8435	" " " " Set Screw.....
6337	8406	" " Lifting Bracket with two 356C.....
2778	8406	Rock Shaft Lifting Bracket Hook.....
256C	8435	" " " " " Set Screw
356C	8435	" " " " " Set Screw...
2770	8406	" " Stop Dog with 356C.....
356C	8435	" " " " Set Screw.....
2777	8406	Rock Shaft complete, Nos. 2763, 2768, 2770, 2778, 6337 and two 12242.....
19373	-----	Knee Lifter complete (power table) for 44-79 Machine, Nos. 76D, 766D, 802D, 1521E, 2777, 5598, 12415, 12416, 19371, 19372, 21301 and two 178E.....
16512	-----	Knee Lifter complete (power table) for 44-82 Machine, Nos. 76D, 766D, 802D, 1521E, 2777, 5598, 12240, 12241, 12415, 12416, 16510 and two 178E.....

## THREAD UNWINDER

FOR ONE LARGE SPOOL OR ONE LARGE CONE OF THREAD

No.	Plate	Name
225259	8405	Spool Rest with 201018C.....
150203	8405	" " Cushion (felt).....
225388	8405	" " Rod.....
200383C	8435	" " " Set Screw.....
201018C	8435	" " " Set Screw.....
202490	8405	" Stand with 200383C.....
225391	8405	Thread Guide.....

## THREAD UNWINDER

No.	Plate	Name
201896J	8435	Thread Guide Lock Nut.....
225326	8435	" " Position Cup.....
225324	8405	" " Rod with 208E and 225322..
208E	22386	" " Screw.....
225322	8435	" " Washer.....
225260	8405	Thread Unwinder complete, Nos. 150203, 201696J, 202490, 225259, 225324, 225326, 225388, 225391 and three wood screws 7/8 in. No. 12.....
27739	8405	Thread Cone (wood) for large cones....
225390	8405	" " Holder, for inverted cones.

Note: Nos. 27739 and 225390 are used with, but not included in 225260.

## OBSOLETE PARTS

No.	Plate	Name
29599	-----	Arm Oil Tube Packing (felt) use 52045..
286D	-----	" Side Cover Thumb Screw, use 51224J.
27636	-----	Driving Attachment Treadle, for 27642..
9082	-----	" " " Bearing Cot- ter Pin, for 27642.....
27638	-----	Driving Attachment Treadle Pitman Rod (lower) Spring, for 15130.....
2877	-----	Driving Attachment Treadle Pitman Rod (upper) for 15130.....
9079	-----	Driving Attachment Treadle Pitman Rod Clamp with 354C, use 80223.....
354C	-----	Driving Attachment Treadle Pitman Rod Clamp Screw, for 9079.....
15130	-----	Driving Attachment Treadle Pitman com- plete, for 15131, Nos. 2762, 2877, 6055, 27637, 27638 and 80223.....
2878	-----	Driving Attachment Treadle Stand, for 27642.....
27642	-----	Driving Attachment Treadle complete, for 14234 and 15131, Nos. 2878, 9082, 27636 and four wood screws 1 in. No. 16.....
15131	-----	Driving Attachment Treadle and Pitman complete, Nos. 15130 and 27642, use 126213.....
14234	-----	Driving Attachment Treadle and Pitman complete, Nos. 14233 and 27642, use 126213.....
36760	-----	Edge Guide Slide with 26809, 51809 and two 12152, use 121146.....
51809	-----	Edge Guide Slide Roller and Stud, for 36760.....
2827	8387	Face Plate Thread Guard (upper) with 8505, use 45720.....

No.	Plate	Name
8505	8387	Face Plate Thread Guard (upper) Rivet, for 2827.....
286D	-----	Face Plate Thumb Screw, use 51224J.....
24036	-----	Feed and Feed Lifting Eccentric Sleeve, for 44-79 Machine, use 127152.....
44216	-----	Needle Bar Thread Guard, for 44-82 Ma- chine, use 44245.....
44004	-----	Oil Cup, for 44007.....
44007	-----	Oil Cup complete, Nos. 44004 to 44006, use 44225.....
2049	22387	Oscillating Shaft Crank Pin, use 3093..
229D	-----	" " " Slide Block Cap Screw, use 226J.....
2062	-----	Presser Bar Lifter, for 44-82 Machine, use 52016.....
24074	-----	Shuttle Bobbin Case complete, Nos. 591F, 592E, 2523, 2975, 7553, 15093 and 15141, use 62740.....
15098	-----	Shuttle Tension Spring, for 24074.....
50429C	-----	Thread Retainer Set Screw, use 624C....

Genuine Singer Needles should be used  
in Singer Machines.  
These Needles and their Containers  
are marked with the  
Company's Trade Mark "SIMANCO." 1

Needles in Containers marked  
"For Singer Machines"  
are not Singer made needles. 2

NUMERICAL LIST OF PARTS  
FOR  
MACHINES  
Nos. 44-79 and 44-82

From the library of: Diamond Needle Corp



No.	Plate	Name
199D	22385	Lifting Presser Bar Bell Crank Connecting Link Cap Screw, for 24954.....
199D	22385	Vibrating Presser Bar Cap Screw, for 24954 and 24980.....
207F	22351	Edge Guide Slide Cap (left) Screw, for 26810.....
207F	22351	Edge Guide Slide Cap (right) Screw (large) for 26810.....
208E	22386	Feed Dog Screw, for 44-79 Machine.....
208E	22386	Thread Unwinder Thread Guide Rod Screw, for 225324.....
210D	8387	Balance Wheel Oil Cover Screw.....
210D	8387	Driving Attachment Balance Wheel Oil Cover Screw, for 16531.....
217D	22388	Vibrating Presser Foot Screw, for 44-79 Machine.....
219D	8387	Arm Side Cap Screw, for 44-82 Machine..
219D	8387	Face Plate Screw, for 44-79 Machine....
219F	8387	Vibrating Presser Bar Cap Screw, for 19367, for 44-79 Machine.....
220J	22387	Edge Guide Leveling Screw, for 26810...
225F	22393	Slack Thread Regulator Adjusting Screw, for 44-82 Machine.....
226J	22387	Oscillating Shaft Crank Slide Block Cap Screw, for 19449.....
229D	-----	Oscillating Shaft Crank Slide Block Cap Screw, obsolete, use 226J.....
233J	22351	Edge Guide Slide Cap (right) Screw (small) for 26810.....
233J	22351	Needle Bar Thread Guard Screw, for 44-82 Machine.....
240D	8435	Feed Wheel Retaining Clutch Spring Screw, for 24987.....
284D	22394	Guide Thumb Screw.....
286D	-----	Arm Side Cover Thumb Screw, obsolete, use 51224J.....
286D	-----	Face Plate Thumb Screw, obsolete, use 51224J.....
307C	22385	Feed Lifting Rock Shaft Screw Center, for 56814.....
307C	22385	Feed Rock Shaft Screw Center, for 56814.
307C	22385	" Wheel Frame Shaft Screw Center, for 56814.....
313C	8387	Feed Bar Screw Center, for 56813.....
316F	22388	Roller Arm Bracket Screw Center, for 15444.....
333D	22351	Bobbin Winder Friction Wheel Washer Screw, for 16515.....
335D	22388	Vibrating Presser Bar Spring Screw, for 44-79 Machine.....
354C	-----	Driving Attachment Treadle Pitman Rod Clamp Screw, for 9079, obsolete...

No.	Plate	Name
356C	8435	Rock Shaft Knee Arm Hub Set Screw, for 2766.....
356C	8435	Rock Shaft Knee Plate Set Screw, for 2767.....
356C	8435	Rock Shaft Lifting Bracket Hook Set Screw, for 6337.....
356C	8435	Rock Shaft Lifting Bracket Set Screw, for 6337.....
356C	8435	Rock Shaft Stop Dog Set Screw, for 2770
361C	8674	Driving Attachment Treadle Pitman Rod Clamp Screw, for 80223.....
362C	8674	Driving Attachment Treadle Stop Collar Set Screw, for 2762.....
375C	22385	Feed Connecting Link Hinge Screw.....
375C	22385	" Forked Connection Hinge Screw....
375C	22385	" Lifting Rock Shaft Crank Connecting Rod Hinge Screw, for 44-79 Machine.....
375C	22385	Lifting Presser Bar Bell Crank Driving Arm Eccentric Connection Hinge Screw, for 44-79 Machine.....
386D	22394	Roller Screw, for 1839 and 1869.....
389D	22387	Spool Holder Base Screw.....
391J	8448	Shuttle Bobbin Case Position Plate Screw, for 24554.....
418E	8435	Bobbin Winder Tension Screw Stud, for 27308.....
427E	8674	Driving Arm Friction Plug Adjusting Screw, for 16522.....
435C	8398	Driving Attachment Balance Wheel Set Screw, for 16592.....
435C	8398	Thread Take-up Lever Link Hinge Pin Set Screw.....
440F	22388	Roller Arm Adjusting Screw, for 24957..
446C	8387	Feed and Feed Lifting Eccentric Set Screw, for 20283.....
446C	8387	Feed Eccentric Set Screw, for 62507....
448C	8387	Arm Shaft Flanged Bushing (back) Set Screw.....
448C	8387	Balance Wheel Set Screw, for 24296.....
448C	8387	Driving Arm Pitman Crank Spring Adjusting Collar Set Screw, for 24528...
448C	8387	Lifting Lever Pin Set Screw, for 16510 and 19371.....
448C	8387	Needle Bar Crank and Lifting Eccentric Set Screw, for 19365.....
448C	8387	Oscillating Rock Shaft Hinge Pin Set Screw.....
448C	8387	Thread Take-up Spring Regulator Set Screw.....
453C	22385	Feed Wheel Frame Set Screw, for 44103..
453C	22385	Lifting Presser Bar Guide Bracket Set Screw, for 24589.....

## NUMERICAL LIST OF PARTS

No.	Plate	Name
453C	22385	Needle Bar Connecting Stud Set Screw, for 12384.....
453C	22385	Oscillating Shaft Crank Set Screw, for 44135.....
453C	22385	Presser Bar Guide Bracket Set Screw, for 20059.....
456C	22394	Roller Arm Bracket Position Collar Set Screw, for 19443.....
457C	22387	Oscillating Shaft Crank Set Screw, for 19447.....
591F	8448	Shuttle Tension Regulating Screw, for 24074 and 62740.....
592E	8448	Shuttle Bobbin Case Latch Stop Screw, for 24074 and 62740.....
597C	8674	Driving Attachment Shaft Driving Pulley Clamping Screw, for 27072.....
624C	9398	Thread Retainer Set Screw.....
651D	22385	Needle Clamp Thread Guide Screw, for 24103.....
652D	22388	Roller Screw, for 1868.....
662D	8435	Shuttle Race Cap Screw, for 62580.....
688J	22391	Pressure Regulating Thumb Screw.....
689C	22385	Lifting Presser Bar Lifter Screw, for 44-79 Machine.....
689C	22385	Presser Bar Lifter Screw, for 44-82 Machine.....
690E	8398	Thread Take-up Crank Wedge Screw.....
691F	22386	Throat Plate Screw.....
692D	22351	Driving Attachment Bracket Screw, for 16531.....
693D	8439	Driving Arm Hinge Screw, for 16522.....
725E	8448	Shuttle Race Slide Spring Screw, for 12432.....
743C	22385	Needle Bar Crank and Lifting Eccentric Position Screw, for 19365.....
748E	8387	Arm Screw (back).....
766D	8435	Lifting Lever Link Hinge Screw, for 16512, 19331, 19373 and 24427.....
775E	9398	Thread Take-up Lever Cap Screw.....
794E	22385	Needle Bar Connecting Link Adjusting Screw, for 12382.....
802D	22351	Lifting Lever Hinge Screw, for 16512, 19331, 19373 and 24427.....
803C	22351	Driving Arm Pitman Crank Adjusting Screw, for 16520.....
808F	22385	Needle Clamp Screw, for 24103.....
818D	22385	Feed Regulator Thumb Screw.....
858C	22393	Needle Bar Crank Set Screw, for 20188.....
861D	22351	Driving Friction Pulley Oil Hole Plug Screw, for 16594.....
868E	8387	Arm Screw (front).....
878J	22387	Oscillating Rock Shaft Hinge Pin Oil Hole Stop Screw.....

## NUMERICAL LIST OF PARTS

No.	Plate	Name
896C	8387	Crank Connecting Rod Cap Screw, for 20197.....
907D	8448	Shuttle Race Back Spring Screw, for 24554 and 24968.....
908C	8387	Crank Connecting Rod Hinge Screw.....
936E	22393	Needle Bar Screw Bushing.....
965D	22385	Lifting Presser Bar Bell Crank Driving Arm Shaft Bracket Screw, for 44-79 Machine.....
966E	22385	Feed Lifting Rock Shaft Crank Connecting Rod Cap Screw, for 43976.....
970D	8399	Bed Frame Thumb Screw, for 24108.....
987E	22394	Roller Arm Bracket Screw Stud, for 24445
988C	22387	Oscillating Shaft Crank Slide Block Screw Stud, for 19449.....
1053D	8448	Shuttle Race Cap Screw, for 62511.....
1065C	22393	Needle Bar Crank Position Screw, for 20188.....
1128E	22385	Feed Regulator Hinge Screw.....
1208J	8448	Shuttle Race Slide Spring Screw, for 24810.....
1266C	8448	Shuttle Driver Set Screw, for 24552....
1508C	8674	Driving Arm Friction Plug Adjusting Screw Nut, for 16522.....
1513J	22385	Feed Lifting Rock Shaft Screw Center Nut, for 56814.....
1513J	22385	Feed Rock Shaft Screw Center Nut, for 56814.....
1513J	22385	Feed Wheel Frame Shaft Screw Center Nut for 56814.....
1518E	22395	Feed Connecting Link Hinge Screw Nut...
1518E	22385	" Forked Connection Hinge Screw Nut.
1518E	22385	" Lifting Rock Shaft Crank Connecting Rod Hinge Screw Nut, for 44-79 Machine.....
1518E	22385	Lifting Presser Bar Bell Crank Driving Arm Eccentric Connection Hinge Screw Nut, for 44-79 Machine.....
1518E	22385	Oscillating Shaft Crank Slide Block Screw Stud Nut, for 19447 and 44135
1519J	8387	Feed Bar Screw Center Nut, for 56813...
1520E	22385	Driving Arm Pitman Crank Adjusting Screw Nut, for 16520.....
1520E	22385	Feed Wheel Frame Adjusting Screw Nut, for 24987.....
1520E	22385	Lifting Presser Bar Lifter Screw Nut, for 44-79 Machine.....
1520E	22385	Presser Bar Lifter Screw Nut, for 44-82 Machine.....
1521E	8435	Lifting Lever Connecting Rod Lock Nut, for 16512, 19331, 19373 and 24427...
1528D	22388	Roller Screw Nut, for 1839, 1868 and 1869

## NUMERICAL LIST OF PARTS

No.	Plate	Name
1547J	22388	Roller Arm Adjusting Screw Nut, for 24957.....
1547J	22388	Roller Arm Bracket Screw Center Nut, for 15444.....
1549J	22388	Roller Arm Lock Spring Screw Nut, for 24957.....
1550J	22394	Bobbin Winder Stop Latch Adjusting Screw Nut, for 16516.....
1560C	8398	Tension Regulating Thumb Nut, for 44141
1562J	8435	Bobbin Winder Tension Regulating Thumb Nut, for 27308.....
1579C	8439	Driving Arm Hinge Screw Nut, for 16522.
1619E	8387	Crank Connecting Rod Hinge Screw Nut...
1620J	22351	Bobbin Winder Frame Hinge Screw Nut, for 27647.....
1655E	22393	Feed Wheel Driver Link Hinge Screw Nut (for driver) for 62540.....
1813	22385	Feed Lifting Rock Shaft Crank Roller and Stud, for 12376.....
1839	22394	Roller, 1 1/4 in. diam., 9/64 in. face, coarse with Nos. 386D and 1528D, for 24991.....
1888	22388	Roller, 7/8 in. diam., 9/64 in. face, coarse with 652D and 1528D, for 24957.....
1889	-----	Roller, 1 1/4 in. diam., 9/64 in. face, fine with Nos. 386D and 1528D, for 24992.
1904	22385	Needle Bar Connecting Stud Roller (roller only) for 12384.....
2022	8674	Driving Arm Pitman Crank Pin, for 24530.
2022	8674	" Attachment Starting Crank Pin, for 24530.....
2049	22387	Lifting Presser Bar Bell Crank Driving Arm Pin, for 19361.....
2049	22387	Oscillating Shaft Crank Pin, obsolete, use 3093.....
2049	22387	Shuttle Driver Pin.....
2082	-----	Presser Bar Lifter, for 44-82 Machine, obsolete, use 52018.....
2102	3471	Bobbin Winder Tension Disc, for 225462.
2102	3471	Tension Disc, for 44118.....
2106	8435	Bobbin Winder Tension Thread Guide, for 27308.....
2167	22393	Needle Clamp with 196F, for 44-82 Machine.....
2203	22388	Roller Arm, for 24957.....
2205	22388	" " Lock Spring, for 24957.....
2252	8435	Feed Wheel Friction Plate (front) for 24987.....
2254	8435	Feed Wheel Retaining Clutch, for 24987.
2255	8435	" " " " Cap, for 24987.....

## NUMERICAL LIST OF PARTS

No.	Plate	Name
2256	8435	Feed Wheel Retaining Clutch Spring, for 24987.....
2265	8435	Feed Wheel Driver Spring, for 62540....
2266	8435	" " " " Hook, for 44101
2269	22351	Bobbin Winder Stop Latch Stop Pin, for 16518.....
2382	22351	Edge Guide Slide Cap (left) Steady Pin, for 26803.....
2455	8435	Bobbin Winder Tension Disc, for 27308..
2523	22387	Shuttle Bobbin Case Position Finger Rivet, for 24074 and 62740.....
2531	8398	Shuttle Race Back, for 24554.....
2532	8448	" " " " Position Pin, for 62520 and 62580.....
2533	22392	Shuttle Race Back Spring, for 24554 and 24968.....
2762	22351	Driving Attachment Treadle Stop Collar with 362C, for 14233 and 15130.....
2763	8406	Rock Shaft, for 2777 and 4880.....
2765	8406	" " Knee Arm, for 2768.....
2766	8406	" " " " Hub with 356C, for 2768.....
2767	8406	Rock Shaft Knee Plate with 356C, for 2768.....
2768	-----	Rock Shaft Knee Arm complete, for 2777, Nos. 2765 to 2767.....
2770	8406	Rock Shaft Stop Dog with 356C, for 2777 and 4880.....
2777	8406	Rock Shaft complete, for 16512 and 19373 Nos. 2763, 2768, 2770, 2778, 6337 and two 12242.....
2778	8406	Rock Shaft Lifting Bracket Hook, for 2777.....
2827	8387	Face Plate Thread Guard (upper) with 8505, obsolete, use 45720.....
2877	-----	Driving Attachment Treadle Pitman Rod (upper) for 15130, obsolete.....
2878	-----	Driving Attachment Treadle Stand, for 27642, obsolete.....
2928	8674	Driving Arm Brake (leather) for 16518..
2973	8448	Shuttle Bobbin Case Latch Lever, for 15141.....
2974	22387	Shuttle Bobbin Case Latch Lever Fulcrum Pin, for 15141.....
2975	22387	Shuttle Bobbin Case Latch Spring, for 24074 and 62740.....
2996	8443	Shuttle Bobbin, for 19292.....
3033	22385	Feed Connecting Link.....
3039	22389	" Regulator, for 44-79 Machine.....
3093	22387	Oscillating Shaft Crank Pin.....
3094	3398	Thread Take-up Crank Wedge.....
3114	8435	Feed Wheel Friction Plate (back) for 24987.....

## NUMERICAL LIST OF PARTS

No.	Plate	Name
4307	22392	Shuttle Race Slide Spring, for 12432 and 24810.....
4784	22387	Oscillating Rock Shaft Oil Pad, for 24105.....
4822	22380	Wrench, for 1521, 1528, 1547 and 1549, for 44-82 Machine (Accessories)..
4855	22390	Lifting Presser Bar Lifter, for 44-79 Machine.....
4879	22396	Chain Connecting Link, for 4885.....
4880	8406	Rock Shaft complete, for 19331 and 24427, Nos. 2763, 2770, 7125, 12243, two each 6337 and 12242.....
4881	8406	Treadle, for 4885.....
4882	22396	" Shaft, for 4885.....
4883	22396	" Spring, for 4885.....
4884	8406	" Stand, for 4885.....
4885	8406	Treadle complete, for 19331 and 24427, Nos. 4879, 4881 to 4884 and two wood screws 1 in. No. 16.....
5596	22396	Bell Crank, for 56848.....
5598	22396	Bell Crank complete, for 16512, 19331, 19373 and 24427, Nos. 5735 and 56848.....
5599	22396	Bell Crank Bracket, for 56848.....
5601	22351	" Hinge Pin, for 56848.....
5670	-----	Chain, length 26 in. to 35 in. with 56864 and 56865, for 19331 and 24427.....
5735	22396	Bell Crank Spring, for 5598.....
5960	8439	Bobbin Winder Friction Wheel (leather) for 16515.....
5961	8439	Bobbin Winder Friction Wheel Washer, for 16515.....
5963	8439	Bobbin Winder Spindle Flange, for 16515
6055	8399	Driving Attachment Treadle Pitman Rod (lower) Spring Washer, for 14233 and 15130.....
6055	8399	Machine Hinge Bolt Nut Washer, for 44180 (Accessories).....
6337	8406	Rock Shaft Lifting Bracket with two 356C, for 2777 and 4880.....
7125	8406	Rock Shaft Lifting Bracket Hook, for 4880 and 5670.....
7336	22387	Thread Take-up Spring Regulator, for 44118.....
*7553	22387	Shuttle Bobbin Case Position Finger, for 24074 and 62740.....
7958	8674	Driving Attachment Balance Wheel (friction) Ring Stop Pin, for 16592.....
8418	8399	Belt Guard Button, for 8420.....
8419	8399	" " Washer (leather) for 8420.....

## NUMERICAL LIST OF PARTS

No.	Plate	Name
8420	-----	Belt Guard Button 8418 with 8419 and wood screw 1 1/4 in. No. 9 R.H.B. for 41931.....
8505	8387	Face Plate Thread Guard (upper) Rivet, for 2827, obsolete.....
8582	8387	Arm Dowel Pin.....
8908	22380	Wrench, for 1519, 1520, 1620 and 1655 (Accessories).....
8909	22380	Wrench, for 1513, 1518 and 51581 (Accessories).....
9079	-----	Driving Attachment Treadle Pitman Rod Clamp with 354C, obsolete, use 80223.....
9082	-----	Driving Attachment Treadle Bearing Cotter Pin, for 27642, obsolete..
9261	8399	Bed Frame Hinge Connection Pin, for 24108.....
10141	8435	Bobbin Winder Tension Spring, for 27308
10236	8674	Driving Friction Pulley Center Bearing for 16594.....
*11104	-----	Arm Shaft Bushing (front) for 16501 and 19353.....
11119	8387	Arm Oil Tube 15783 with 52045, for oiling 12403 and 19365.....
11167	22390	Lifting Presser Bar Spring (light) .051 wire, for 44-79 Machine.....
11167	22390	Presser Bar Spring (light) .051 wire, for 44-82 Machine.....
11170	22387	Lifting Presser Bar Spring Washer, for 44-79 Machine.....
11170	22387	Presser Bar Spring Washer, for 44-82 Machine.....
11204	22392	Thread Take-up Lever Link Hinge Pin...
11241	22395	Bobbin Winder Spool Washer (cloth), for 27308.....
12139	22390	Lifting Presser Bar Spring (medium) .055 wire, for 44-79 Machine....
12139	22390	Presser Bar Spring (medium) .055 wire, for 44-82 Machine.....
12149	8398	Tension Thread Guard, for 44-79 Machine
12150	8387	Face Plate Thread Guard (lower) 44181 with 12152, for 19355 and 20058...
12152	8387	Edge Guide Slide Spring Cover Rivet, for 36760 and 121146.....
12152	8387	Face Plate Thread Guard (lower) Rivet, for 12150.....
12166	8398	Thread Take-up Lever Hinge Pin, for 12410.....
12170	8439	Bobbin Winder Spring, for 16522.....
12178	8674	Driving Arm Friction Plug (wood) for 16522.....
12189	22380	Driving Attachment Starting Crank, for 24530.....

## NUMERICAL LIST OF PARTS

No.	Plate	Name
12193	22389	Arm Side Cover.....
12240	22396	Lifting Lever Pin, for 16512 and 19331
12241	22396	" " Link, for 16512 and 19331
12242	22451	Rock Shaft Hanger with two wood screws 1 in.No.10, for 2777 and 4880....
12243	8406	Rock Shaft Lifting Bracket Hook, for 4880 and 5598.....
12327	22392	Lifting Presser Bar Lifting and Re- leasing Lever Bracket, for 44-79 Machine.....
12327	22392	Presser Bar Lifting and Releasing Lever Bracket, for 44-82 Machine..
12329	8398	Tension Releasing Lever Spring.....
12357	22389	Arm Shaft Flanged Bushing (back).....
12361	8399	Machine Hinge Connection, for 44140 and 44180 (Accessories).....
12368	22391	Feed Bar, for 44-79 Machine.....
12376	22389	" Lifting Rock Shaft Crank with 157J and 1813, for 24970.....
*12382	22390	Needle Bar Connecting Link with 794E, for 43997.....
*12383	-----	Needle Bar Connecting Stud, for 12384.
12384	22390	Needle Bar Connecting Stud complete, for 43997, Nos. 453C, 1904 and 12383
12388	22392	Oscillating Rock Shaft Hinge Pin, for 24105.....
12393	8448	Shuttle Body, for 19292.....
12398	8398	Tension Releasing Lever Hinge Pin.....
12404	8398	Thread Take-up Crank.....
12405	8399	Machine Rest (felt) Accessories.....
12408	22392	Thread Take-up Lever, for 12410.....
12409	22392	" " " Link, for 12410...
12410	-----	Thread Take-up Lever complete, Nos. 12166, 12408 and 12409.....
12415	22396	Lifting Lever Connecting Rod, for 16512 19331, 19373 and 24427.....
12416	22396	Lifting Lever Connecting Rod Joint, for 16512, 19331, 19373 and 24427.....
12424	22387	Oscillating Shaft Crank Slide Block Cap Screw Washer, for 19449.....
12429	22398	Feed Forked Connection, for 44-82 Ma- chine.....
12431	-----	Shuttle Race Slide, for 12432 and 24810
12432	22392	Shuttle Race Slide complete, for 44-79 Machine, Nos. 4307, 12431 and two 725E.....
12448	22399	Needle Bar (hollow) for 44-82 Machine.
12453	8387	Arm Oil Tube for intermediate bearing.
12454	8387	" " " with 132590, for oiling 12409.....
12459	22387	Oscillating Rock Shaft Hinge Pin Oil Hole Stop Screw Washer (leather).

## NUMERICAL LIST OF PARTS

No.	Plate	Name
12480	22398	Arm Side Cap, for 44-82 Machine.....
14081	22451	Driving Attachment Treadle Pitman Rod (upper) for 14233.....
14233	22451	Driving Attachment Treadle Pitman com- plete, for 14234 and 126213, Nos. 2762, 6055, 14081, 27637, 80223 and 150208.....
14234	-----	Driving Attachment Treadle and Pitman complete, Nos. 14233 and 27642, ob- solete, use 126213.....
15072	22351	Bobbin Winder Bobbin Position Pin, for 15077 and 27538.....
15077	8439	Bobbin Winder Spindle with 15072, for 16515.....
15098	-----	Shuttle Tension Spring, for 24074, ob- solete.....
15130	-----	Driving Attachment Treadle Pitman com- plete for 15131, Nos. 2762, 2877, 6055, 27637, 27638 and 80223, obsolete..
15131	-----	Driving Attachment Treadle and Pitman complete, Nos. 15130 and 27642, obsolete, use 126213.....
15132	8674	Driving Arm Brake Rivet, for 16518....
15140	8448	Shuttle Bobbin Case Latch, for 15141..
15141	8448	" " " Hinge, Nos. 2973, 2974 and 15140, for 24074 and 62740.....
15279	8448	Shuttle Tension Spring, for 62740.....
*15404	-----	Trade Mark, for 16501 and 19353.....
15405	8398	" " Rivet, for 16501 and 19353
15444	-----	Roller Arm Bracket Screw Center 316F with 1547J, for 24957.....
15783	8387	Arm Oil Tube, for 11119.....
16501	-----	" with 11104, 15404 and two 15405, for 44-82 Machine.....
16506	22451	Feed Rock Shaft, for 24376.....
16509	22451	Oscillating Shaft.....
16510	22396	Lifting Lever with 448C, for 16512 and 19331.....
16511	22451	Arm Shaft.....
16512	-----	Knee Lifter complete (power table) for 44-82 Machine, Nos. 76D, 766D, 802D, 1521E, 2777, 5598, 12240, 12241, 12415 12416, 16510 and two 179E.....
16514	8439	Bobbin Winder Frame, for 16515.....
16515	8439	Bobbin Winder Frame complete, for 16522, Nos. 333D, 5960, 5961, 5963, 15077 and 16514.....
16516	8439	Bobbin Winder Stop Latch with 152F and 1550J, for 16522.....
16518	22451	Driving Arm with 2269, 2928 and two 15132, for 16522.....

## NUMERICAL LIST OF PARTS

No.	Plate	Name
16519	22451	Driving Arm Pitman, for 16531.....
16520	22397	" " " Crank with 803C and 1520E, for 24530.....
16521	8439	Driving Arm Pitman Crank Spring, for 24530.....
16522	-----	Driving Arm complete, for 16531, Nos. 32D 75D, 180F, 427E, 693D, 1508C, 1579C, 12170, 12178, 16515, 16516, 16518, 16530 and 27303.....
16524	22397	Driving Attachment Balance Wheel (friction) Ring (leather) for 16592.....
16525	22380	Driving Attachment Starting Crank Shaft, for 24530.....
16528	22363	Driving Attachment Drip Pan with four 1 in. wire nails, for 44-79 Ma- chine.....
16530	8439	Driving Attachment Bracket, for 16522.
16531	-----	Driving Attachment with Bobbin Winder and Treadle complete, Nos. 210D, 692D, 16519, 16522, 16592, 16594, 24355, 24530, 27072, 27308, 126213, two 65D and three 130D.....
16592	22451	Driving Attachment Balance Wheel (friction) with 7958, 16524 and two 435C, for 16531.....
16594	22451	Driving Friction Pulley, 2 5/16 in. diam. with 861D and 10236, for 16531.....
19165	22393	Presser Foot, for 44-82 Machine.....
19221	22380	Wrench, for 936 and 1619 (Accessories)
19229	22390	Needle Bar (hollow) for high lift, for 44-79 Machine.....
19268	22451	Feed Wheel Frame Shaft, for 62540.....
19292	8448	Shuttle, 1 11/16 in. diam., Nos. 2996, 12393 and 62740.....
19331	-----	Foot Lifter complete, for 44-82 Ma- chine, Nos. 76D, 766D, 802D, 1521E, 4880, 4885, 5598, 5670, 12240, 12241, 12415, 12416, 16510 and two 178E...
19353	-----	Arm with 11104, 15404 and two 15405, for 44-79 Machine.....
19354	-----	Face Plate, for 19355.....
19355	22391	Face Plate complete, for 44-79 Machine Nos. 12150, 19354 and 45720.....
19356	22390	Lifting Presser Bar Bell Crank, for 24954.....
19357	22390	Lifting Presser Bar Bell Crank Con- necting Link, for 24954.....
19358	22390	Lifting Presser Bar Bell Crank Driving Arm, for 19361.....
19359	22390	Lifting Presser Bar Bell Crank Driving Arm Shaft, for 19361.....

## NUMERICAL LIST OF PARTS

No.	Plate	Name
19360	22390	Lifting Presser Bar Bell Crank Driving Arm Shaft Bracket, for 19361.....
19361	-----	Lifting Presser Bar Bell Crank Driving Arm Shaft Bracket complete, for 44-79 Machine, Nos. 2049 and 19358 to 19360.....
19362	22390	Lifting Presser Bar Bell Crank Driving Arm Eccentric Connection, for 44-79 Machine.....
19365	22390	Needle Bar Crank and Lifting Eccentric with 448C and 743C, for 44-79 Ma- chine.....
19367	22385	Vibrating Presser Bar Cap, for 44-79 Machine.....
19368	22385	Vibrating Presser Bar Cushion (raw- hide) for 44-79 Machine.....
19369	22388	Vibrating Presser Bar Spring, for 44-79 Machine.....
19371	22396	Lifting Lever with 448C, for 19373 and 24427.....
19372	22396	Lifting Lever Pin, for 19373 and 24427
19373	-----	Knee Lifter complete (power table) for 44-79 Machine, Nos. 76D, 766D, 802D, 1521E, 2777, 5598, 12415, 12416, 19371 19372, 21301 and two 178E.....
19441	22399	Presser Bar (hollow) for 19464.....
19442	22394	Roller Arm Bracket, for 19464.....
19443	22394	" " " Position Collar with 456C, for 19464.....
19444	22394	Roller Arm Bracket Spring, for 24445..
19445	22394	" " " " Pin, for 24445
19446	22394	" " " " Stud, for 24445.....
19447	22387	Oscillating Shaft Crank complete, Nos. 457C, 1518E, 19449 and 19496.....
19448	22387	Oscillating Shaft Crank Slide Block, for 19449.....
19449	-----	Oscillating Shaft Crank Slide Block complete, for 19447 and 44135, Nos. 226J, 988C, 12424 and 19448.....
19464	-----	Presser Bar complete, for 44-82 Machine Nos. 190J, 19441 to 19443 and 24445
19496	-----	Oscillating Shaft Crank, for 19447....
20023	22390	Lifting Presser Bar Spring (heavy).063 wire, for 44-79 Machine.....
20023	22390	Presser Bar Spring (heavy) .063 wire for 44-82 Machine.....
20057	-----	Face Plate, for 20058.....
20058	22393	Face Plate complete, for 44-82 Machine Nos. 12150, 20057 and 45720.....
20059	22398	Presser Bar Guide Bracket with 453C, for 44-82 Machine.....

No.	Plate	Name
20060	22398	Slack Thread Regulator, for 44-82 Machine.....
20188	22398	Needle Bar Crank with 858C and 1065C, for 44-82 Machine.....
20197	22389	Crank Connecting Rod with two 896C....
20283	22389	Feed and Feed Lifting Eccentric with 446C, for 44-79 Machine.....
20284	22391	Feed Forked Connection, for 44-79 Machine.....
21202	22393	Shuttle Race Ring Clamp Friction Spring, for 24968.....
21301	22396	Lifting Lever Link, for 19373 and 24427
22003	22380	Wrench, for 1550, for 44-82 Machine (Accessories).....
23258	8674	Driving Attachment Treadle Bracket (left) Hook Friction Washer, for 126206.....
24036	-----	Feed and Feed Lifting Eccentric Sleeve for 44-79 Machine, obsolete, use 127152.....
24062	22399	Shuttle Race Back, for 24968.....
24074	-----	Shuttle Bobbin Case complete, Nos. 591F, 592E, 2523, 2975, 7553, 15098 and 15141, obsolete, use 62740.....
24075	22391	Oil Cup Extension Post, for 44005.....
24079	8407	Drip Pan, for 44-79 Machine.....
24080	22363	" " with four 1 in. wire nails, for 44-82 Machine.....
24101	-----	Needle Clamp Body, for 24103.....
24102	22385	" " Thread Guide, for 24103..
24103	22385	Needle Clamp (high lift) complete, for 44-79 Machine, Nos. 651D, 808F, 24101 and 24102.....
*24104	22392	Oscillating Rock Shaft, for 24105.....
24105	-----	Oscillating Rock Shaft complete, Nos. 4784, 12388 and 24104.....
24106	8399	Bed Frame Cushion (felt) for 24108....
24107	8399	" " Hinge Connection, for 24108..
24108	8408	Bed Frame complete, Nos. 970D, two each 9261, 24107, four each 158E, 24106 and six wood screws 1 1/4 in. No. 12.....
24131	8387	Arm Oil Tube with 52045, for oiling 20283 and 62507.....
24296	22451	Balance Wheel (power) light rim, 2 3/16 in. pulley with two 448C.....
24297	22389	Balance Wheel Oil Cover.....
24338	22363	Driving Attachment Drip Pan with four 1 in. wire nails, for 44-82 Machine
24355	8439	Driving Attachment Balance Wheel Oil Cover, for 16531.....
24376	-----	Feed Rock Shaft complete, for 44-79 Machine, Nos. 16506 and 29633.....

No.	Plate	Name
24412	22392	Shuttle Bobbin Case Position Plate, for 24554.....
24418	22392	Shuttle Race Cap, for 62511.....
24427	-----	Foot Lifter complete, for 44-79 Machine Nos. 76D, 766D, 802D, 1521E, 4880, 4885 5598, 5670, 12415, 12416, 19371, 19372 21301 and two 178E.....
24445	-----	Roller Arm Bracket Spring Stud complete, for 19464, Nos. 987E and 19444 to 19446.....
*24454	-----	Bed, for 44-79 Machine.....
24528	8439	Driving Arm Pitman Crank Spring Adjusting Collar with three 448C, for 24529.....
24529	22380	Driving Attachment Starting Crank Shaft Bracket with 24528, for 24530.....
24530	-----	Driving Attachment Starting Crank Shaft Bracket complete, for 16531 Nos. 12189, 16520, 16521, 16525, 24529 and two 2022.....
*24551	-----	Shuttle Driver, for 24552.....
24552	22392	" " 24551 with two 1266C..
24553	-----	" Race Body, for 62511.....
24554	22392	Shuttle Race complete, for 44-79 Machine, Nos. 907D, 2531, 2533, 24412, 62520 and two 39LJ.....
24589	22389	Lifting Presser Bar Guide Bracket with 453C, for 24954.....
24590	22389	Lifting Presser Bar Guide Bracket Support, for 44-79 Machine.....
24810	-----	Shuttle Race Slide complete, for 62540, Nos. 4307, 12431 and two 1208J....
24898	22399	Feed Wheel, coarse teeth, for 24987....
24899	-----	" " fine teeth, for 24987.....
24908	8407	Drip Pan with two wood screws 1/2 in. No. 5 R.H.B., for 24108.....
24945	22451	Feed Rock Shaft, for 24946.....
24946	-----	Feed Rock Shaft complete, for 44-82 Machine, Nos. 24945 and 29633.....
24952	22386	Feed Dog, 11 teeth (18 teeth to the inch) for 24958 and 24959, for 44-79 Machine.....
24953	22390	Lifting Presser Bar, for 44-79 Machine..
24954	-----	Lifting Presser Bar Guide Bracket complete, for 44-79 Machine, Nos. 19356 19357, 24589, 24960 and three 199D..
24955	22388	Lifting Presser Foot, for 44-79 Machine
24956	22388	Roller Arm Bracket, for 24957.....
24957	22388	Roller Presser complete, 7/8 in. diam., coarse roller, for 44-79 Machine, Nos. 176D, 440F, 1547J, 1549J, 1868, 2203, 2205, 24956 and two 15444....

## NUMERICAL LIST OF PARTS

No.	Plate	Name	No.
24958	22386	Throat Plate, large oblong needle hole for 24952 and 62613, for 44-79 Machine.....	27302 27303 27303
24959	22386	Throat Plate, small oblong needle hole for 24952 and 62613, for 44-79 Machine.....	27306 27307
24960	22392	Vibrating Presser Bar, for 24954.....	27308
24961	22388	" " Foot, for 44-79 Machine.....	
24963	-----	Shuttle Race Body, for 62580.....	
24964	22399	" " Cap, for 62580.....	
24965	22399	" " Ring, for 24968.....	27312
24966	22399	" " Clamp (left) for 24968.....	27538
24967	22399	Shuttle Race Ring Clamp (right) for 24968.....	27540 27541
24968	22399	Shuttle Race (sectional) complete, for 44-82 Machine, Nos. 907D, 2533, 24062, 24965 to 24967, 62580 and two each 85D and 21202.....	27544 27636
24969	22451	Feed Lifting Rock Shaft, for 24970.....	
24970	-----	Feed Lifting Rock Shaft complete, for 44-79 Machine, Nos. 12376 and 24969.....	27637
24987	-----	Feed Wheel Frame complete, for 62540, Nos. 151C, 183C, 183F, 240D, 2252, 2254 to 2256, 3114, 24898 or 24899, 44103, 50295C and two 1520E.....	27638 27642
24990	22394	Roller Arm, for 24991 and 24992.....	
24991	-----	Roller Presser complete 1 1/4 in. coarse roller, for 44-82 Machine, Nos. 1839 and 24990.....	27647
24992	22394	Roller Presser complete, 1 1/4 in. fine roller, for 44-82 Machine, Nos. 1869 and 24990.....	27739
25875	22398	Guide.....	
26026	22397	Screw Driver (machine) Accessories.....	27849
26485	22397	" " (shuttle tension) Accessories.....	27850 29599
26803	22389	Edge Guide Bed with 2362, for 26810.....	
26805	22389	" " Slide Cap (left) for 26810.....	29633
26806	22389	" " " " (right) for 26810.....	
26807	22389	" " " Lever, for 26810.....	32572
26808	22389	" " " Spring, for 26810.....	32574
26809	22389	" " " Cover, for 36760 and 121146.....	36760
26810	22389	Edge Guide (roller) complete, for 44-79 Machine, Nos. 94D, 233J, 26803, 26805, to 26808, 121146, two 207F and four 220J.....	41400 41828
27072	22400	Driving Attachment Shaft Driving Pulley (sectional grooved) 12 in. diam., 1 3/16 in. bore with two 597C, for 16531.....	41929 41930

## NUMERICAL LIST OF PARTS

No.	Plate	Name	No.
		Bobbin Winder Frame, for 27647.....	22395
		" " " Spring, for 27647..	22351
		" " Stop Latch Spring, for 16522.....	22351
		Bobbin Winder Spool Pin, for 27308....	22395
		" " " Stand, for 27308..	22395
		Bobbin Winder Spool Stand complete, for 16531 and 27544, Nos. 418E, 1562J, 2106, 10141, 11241, 27306, 27307, two each 2455 and wood screws 1 in. No. 10.....	22395
		Bobbin Winder Stop Latch, for 27647...	22395
		" " Spindle 27849 with 15072 27850 and 41328, for 27647.....	22395
		Bobbin Winder Base, for 27647.....	22395
		" " Pulley, for 27647.....	22395
	-----	Bobbin Winder (swinging automatic, right hand) complete, for 2996, for stand, Nos. 27308 and 27647.....	
	-----	Driving Attachment Treadle, for 27642, obsolete.....	
	22451	Driving Attachment Treadle Pitman Rod (lower) for 14233 and 15130.....	22451
	-----	Driving Attachment Treadle Pitman Rod (lower) Spring, for 15130, obsolete	
	-----	Driving Attachment Treadle complete, for 14234 and 15131, Nos. 2878, 9082 27636 and four wood screws 1 in. No. 16 obsolete.....	
	22395	Bobbin Winder, Nos. 35D, 1620J, 27302, 27303, 27312, 27538, 27540, 27541, 50356D and two wood screws 1 in. No. 7, for 27544.....	22395
	8405	Thread Unwinder Thread Cone (wood) for large cones, for 225260.....	8405
	-----	Bobbin Winder Spindle, for 27538.....	
	-----	" " " Collar, for 27538	
	-----	Arm Oil Tube Packing (felt) obsolete, use 52045.....	
	22389	Feed Rock Shaft Crank with 157J, for 24376 and 24946.....	22389
	8398	Tension Releasing Disc, for 44118.....	8398
	8398	" " Pin, for 44118.....	8398
	-----	Edge Guide Slide with 36809, 51809 and two 12152, obsolete, use 121146....	
	22397	Machine Rest Pin (wood) 3 1/8 in. long (Accessories).....	22397
	22351	Bobbin Winder Spindle Collar Pin, for 27538.....	22351
	8408	Belt Guard, for 41931.....	8408
	8399	" " Hinge, for 41931.....	8399



## NUMERICAL LIST OF PARTS

No.	Plate	Name
41931	-----	Belt Guard complete, Nos. 8420, 41929, two 41930 and four wood screws 3/4 in. No. 9.....
43944	8398	Tension Releasing Lever.....
43945	8398	" Spring, for 44118.....
43946	8398	Thread Take-up Spring, for 44118.....
43976	22391	Feed Lifting Rock Shaft Crank Connecting Rod with two 966E, for 44-79 Machine.....
43997	-----	Needle Bar Connecting Link 12382 with 12384.....
44004	-----	Oil Cup, for 44007, obsolete.....
44005	-----	" " Extension 44214 with 24075, for 44007 and 44223.....
44006	22391	Oil Cup Packing (felt) for 44007 and 44225.....
44007	-----	Oil Cup complete, Nos. 44004 to 44006, obsolete, use 44225.....
44101	22399	Feed Wheel Driver with 2266, for 62540.....
44102	22393	" " Link, for 62540.....
44103	22399	" " Frame with 453C, for 24987.....
44110	22393	Throat Plate, for 62540.....
44118	-----	Tension complete, Nos. 7336, 32572, 32574, 43945, 43946, 44141 and two 2102....
44134	-----	Oscillating Shaft Crank, for 44135....
44135	22387	Oscillating Shaft Crank complete, Nos. 1518E, 19449, 44134 and two 453C....
44139	8399	Machine Hinge Plate, for 44140 and 44180 (Accessories).....
44140	-----	Machine Hinge complete, Nos. 12361, 44139 and wood screw 1 1/4 in. No. 14 (Accessories).....
44141	-----	Tension Screw Stud 50327C with 1560C, for 44118.....
44180	-----	Machine Hinge complete, Nos. 6055, 12361 44139 and 51075E (Accessories)....
44181	-----	Face Plate Thread Guard (lower) for 12150.....
44214	22391	Oil Cup Extension, for 44005.....
44218	-----	Needle Bar Thread Guard, for 44-82 Machine, obsolete, use 44245.....
44222	22391	Oil Cup, for 44223.....
44223	-----	" " 44222 with 44005, for 44225....
44224	22391	" " Thread Retainer, for 44225....
44225	22391	Oil Cup complete, Nos. 44006, 44223 and 44224.....
44245	22393	Needle Bar Thread Guard, for 44-82 Machine.....
45720	22387	Face Plate Thread Guard (upper) with 125373, for 19355 and 20058.....
46681	22380	Driving Attachment Treadle Bracket (right) for 60502.....

## NUMERICAL LIST OF PARTS

No.	Plate	Name
50295C	22393	Feed Wheel Frame Adjusting Screw, for 24987.....
50327C	8398	Tension Screw Stud, for 44141.....
50356D	22351	Bobbin Winder Frame Hinge Screw, for 27647.....
50429C	-----	Thread Retainer Set Screw, obsolete, use 624C.....
51075E	8399	Machine Hinge Bolt with 51581E, for 44180 (Accessories).....
51224J	8387	Arm Side Cover Thumb Screw.....
51224J	8387	Face Plate Thumb Screw, for 44-82 Machine.....
51581E	22394	Machine Hinge Bolt Nut, for 51075 (Accessories).....
51809	-----	Edge Guide Slide Roller and Stud, for 36760, obsolete.....
51916	22351	Edge Guide Slide Roller and Screw Stud for 121146.....
52016	22398	Presser Bar Lifter, for 44-82 Machine.....
52045	8387	Arm Oil Tube Packing (cotton) for 11119 and 24131.....
52046	22392	Spool Holder Base, for 52047.....
52047	22392	Spool Holder complete, Nos. 52046, 200079H and 204296.....
52454	8398	Thread Retainer.....
56813	-----	Feed Bar Screw Center 313C with 1519J, for 44-79 Machine.....
56814	-----	Feed Lifting Rock Shaft Screw Center 307C with 1513J, for 44-79 Machine.....
56814	-----	Feed Rock Shaft Screw Center 307C with 1513J.....
56814	-----	Feed Wheel Frame Shaft Screw Center 307C with 1513J, for 44-82 Machine.....
56848	-----	Bell Crank 5596 with 5599 and 5601, for 5598.....
56864	22396	Chain Hook (large) for 5670.....
56865	22396	" " (small) for 5670.....
60502	-----	Driving Attachment Treadle Bracket (right) 46681 with two wood screws 1 in. No. 14, for 126209..
62507	22398	Feed Eccentric with 446C, for 62540....
62508	22398	" Regulator, for 44-82 Machine.....
62511	-----	Shuttle Race Body 24553 with 24418 and two 1053D, for 62520.....
62520	-----	Shuttle Race Body 62511 with two 2532, for 24554.....
62539	-----	Bed, for 44-82 Machine.....
62540	-----	Wheel Feed complete, for 44-82 Machine Nos. 1655E, 2265, 19268, 24810, 24987, 44101, 44102, 44110, 62507 and two 61F.....

## NUMERICAL LIST OF PARTS

No.	Plate	Name
*62580	-----	Shuttle Race Body 24963 with 24964 and two each 862D and 2532, for 24968.
62613	22386	Feed Dog, 8 teeth (12 teeth to the inch) for 24958 and 24959, for 44-79 Machine.....
*62739	-----	Shuttle Bobbin Case, for 62740.....
62740	8448	Shuttle Bobbin Case complete, for 19292 Nos. 591F, 592E, 2523, 2975, 7553, 15141, 15278 and 62739.....
80223	22451	Driving Attachment Treadle Pitman Rod Clamp with 361C, for 14233 and 15130.....
120342	22397	Oiler (copper plated) with 120343 (Accessories).....
120343	22397	Oiler Spout, 3 1/2 in. long, for 120342 (Accessories).....
121148	22389	Edge Guide Slide with 26809, 51916 and two 12152, for 26810.....
125373	22387	Face Plate Thread Guard (upper) Rivet, for 45720.....
126036	22400	Driving Attachment Treadle, for 126209.
126205	22380	" " " Bracket (left) for 126206.....
126208	-----	Driving Attachment Treadle Bracket (left) complete, for 126209, Nos. 23258, 126205, 126207, 126208 and two wood screws 1 in. No. 14.....
126207	22380	Driving Attachment Treadle Bracket (left) Hook, for 126208.....
126208	8674	Driving Attachment Treadle Bracket (left) Hook Rivet, for 126206....
126209	-----	Driving Attachment Treadle Complete, for 126213, Nos. 60502, 126036 and 126206.....
126213	-----	Driving Attachment Treadle Pitman complete, for 16531, Nos. 14233 and 126209.....
127152	22389	Feed and Feed Lifting Eccentric Sleeve for 44-79 Machine.....
132590	8387	Arm Oil Tube Packing (wick) for 12454.
150203	8405	Thread Unwinder Spool Rest Cushing (felt) for 225260.....
150208	22397	Driving Attachment Treadle Pitman Rod (lower) Spring, for 14233.....
200056E	3471	Bobbin Winder Stop Latch Screw for 225382.....
200079H	22387	Spool Holder Wire Hinge Screw, for 52047.....
200082D	3471	Bobbin Winder Tension Bracket Screw, for 225382.....
200299H	3471	Bobbin Winder Stop Latch Trip Lever Hinge Screw, for 225382.....

## NUMERICAL LIST OF PARTS

No.	Plate	Name
200380C	3471	Bobbin Winder Pulley Set Screw, for 202473.....
200383C	8435	Thread Unwinder Spool Rest Rod Set Screw, for 202490.....
201018C	8435	Thread Unwinder Spool Rest Set Screw, for 225259.....
201499B	3471	Bobbin Winder Tension Stud, for 225461.
201572B	3471	" " " Thumb Nut, for 225462.....
201696J	8435	Thread Unwinder Thread Guide Lock Nut, for 225280.....
202277	3471	Bobbin Winder Frame Oil Packing (wick) for 225453.....
202407	3471	Bobbin Winder Tension Spring, for 225462.....
202473	8406	Bobbin Winder Pulley with 200380C, for 225382.....
202478	3471	Bobbin Winder Stop Latch Trip Lever, for 225382.....
202490	8405	Thread Unwinder Spool Stand with 200383C, for 225260.....
204296	22392	Spool Holder Wire, for 52047.....
225259	8405	Thread Unwinder Spool Rest with 201018C, for 225260.....
225260	8405	Thread Unwinder complete, for one large spool or one large cone of thread Nos. 150203, 201696J, 202490, 225259, 225324, 225326, 225388, 225391 and three wood screws 7/8 in. No. 12.
225322	8435	Thread Unwinder Thread Guide Rod Washer, for 225324.....
225324	8405	Thread Unwinder Thread Guide Rod with 208E and 225322, for 225260.....
225326	8435	Thread Unwinder Thread Guide Position Cup, for 225260.....
225381	22395	Bobbin Winder Spindle, for 225382.....
225382	8406	Bobbin Winder (swinging automatic) right hand) complete for 2996, for power table, Nos. 200056E, 200082D, 200299H, 202473, 202478, 225381 225433, 225444, 225453 to 225458, 225458, 225462, 228028, two each 225459 and wood screws 3/4 in. No. 12 R.H.B.....
225388	8405	Thread Unwinder Spool Rest Rod, for 225260.....
225390	8405	Thread Unwinder Thread Cone Holder, for inverted cones, for 225260.....
225391	8405	Thread Unwinder Thread Guide, for 225260.....
225433	8406	Bobbin Winder and Tension Bracket Base for 225382.....

## NUMERICAL LIST OF PARTS

No.	Plate	Name
225438	3471	Bobbin Winder Frame Oil Well Cap, for 225453.....
225444	3471	Bobbin Winder Stop Latch, for 225382.
225453	22395	" " Frame with 202277 and 225438, for 225382.....
225454	3471	Bobbin Winder Frame Hinge Pin for 225382.....
225455	3471	Bobbin Winder Frame Spring, for 225382
225456	3471	" " " " Plunger, for 225382.....
225458	3471	Bobbin Winder Stop Latch Thumb Lever, for 225382.....
225459	3471	Bobbin Winder Stop Latch Thumb Lever Hinge Stud, for 225382.....
225459	3471	Bobbin Winder Stop Latch Thumb Lever Joint Stud, for 225382.....
225461	3471	Bobbin Winder Tension Bracket with 201499B, for 225462.....
225462	-----	Bobbin Winder Tension Bracket complete for 225382, Nos. 201572B, 202407, 225461 and two 2102.....
228026	22394	Bobbin Winder Tension Bracket Screw Washer, for 225382.....

## ILLUSTRATIONS OF PARTS FOR MACHINES

Nos. 44-79 and 44-82

**Genuine Singer Needles should be used  
in Singer Machines.  
These Needles and their Containers  
are marked with the  
Company's Trade Mark "SIMANCO." 1**

**Needles in Containers marked  
"For Singer Machines"  
are not Singer made needles. 2**

PLATE 3471—FULL SIZE

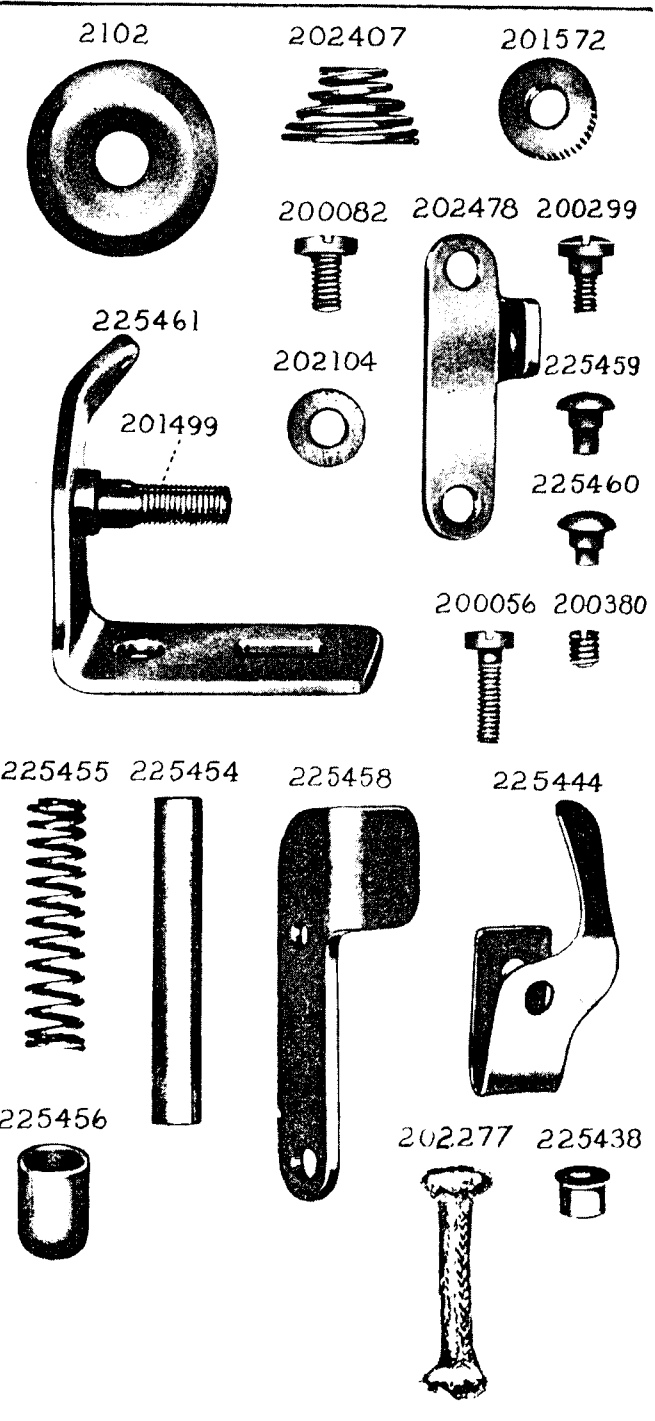
NUMERICAL LIST OF PARTS  
 2102 Rubber Minder Stamp  
 202407 Rubber Minder Stamp  
 201572 Rubber Minder Stamp  
 200082 Rubber Minder Stamp  
 202478 Rubber Minder Stamp  
 200299 Rubber Minder Stamp  
 225461 Rubber Minder Stamp  
 202104 Rubber Minder Stamp  
 201499 Rubber Minder Stamp  
 225455 Rubber Minder Stamp  
 225454 Rubber Minder Stamp  
 225458 Rubber Minder Stamp  
 225444 Rubber Minder Stamp  
 200056 Rubber Minder Stamp  
 200380 Rubber Minder Stamp  
 225456 Rubber Minder Stamp  
 202277 Rubber Minder Stamp  
 225438 Rubber Minder Stamp

ILLUSTRATIONS OF PARTS  
 FOR  
 MACHINES

Nos. 44-79 and 44-82

Carriage Singer Sewing Machines  
 These Sewing Machines  
 and their parts are made by the  
 Company's Trade Mark "DIAMOND"

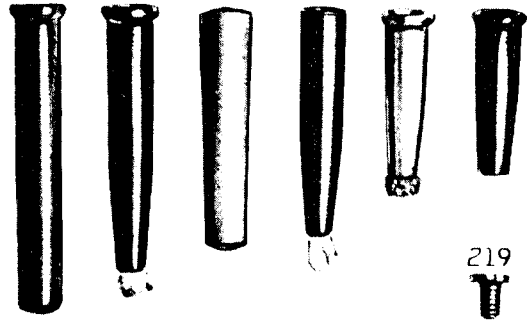
Carriage Singer Sewing Machines  
 These Sewing Machines  
 and their parts are made by the  
 Company's Trade Mark "DIAMOND"



From the library of: Diamond Needle Corp

PLATE 8387—FULL SIZE

12453 12454 8582 24131 11119 15783



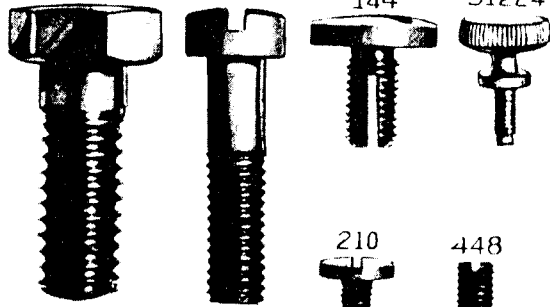
219

868

748

144

51224



210

448

132590


908

313

896

190

446

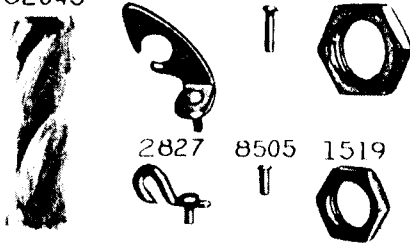


52045

12150

12152

1619



2827


8505

1519

PLATE 8398—FULL SIZE

2531

2102



725

1560

12329



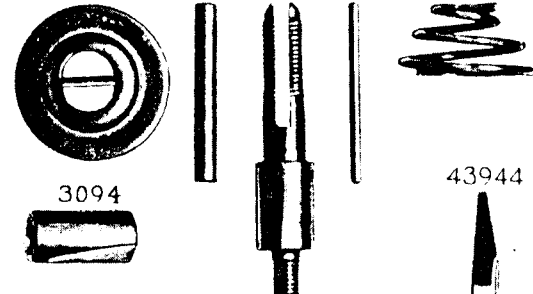
32572

12398

50327

32574

43945



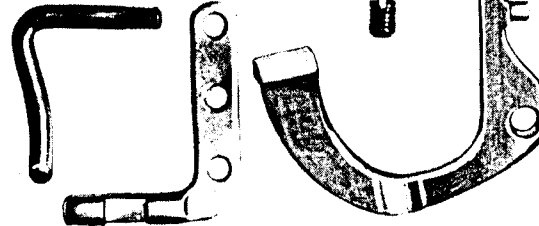
3094

43944

12149

52454

624

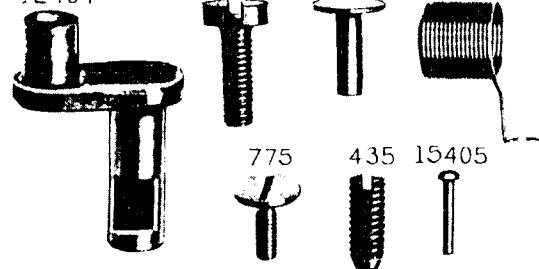


12404

690

12166

43946



775

435

15405

PLATE 8399—FULL SIZE


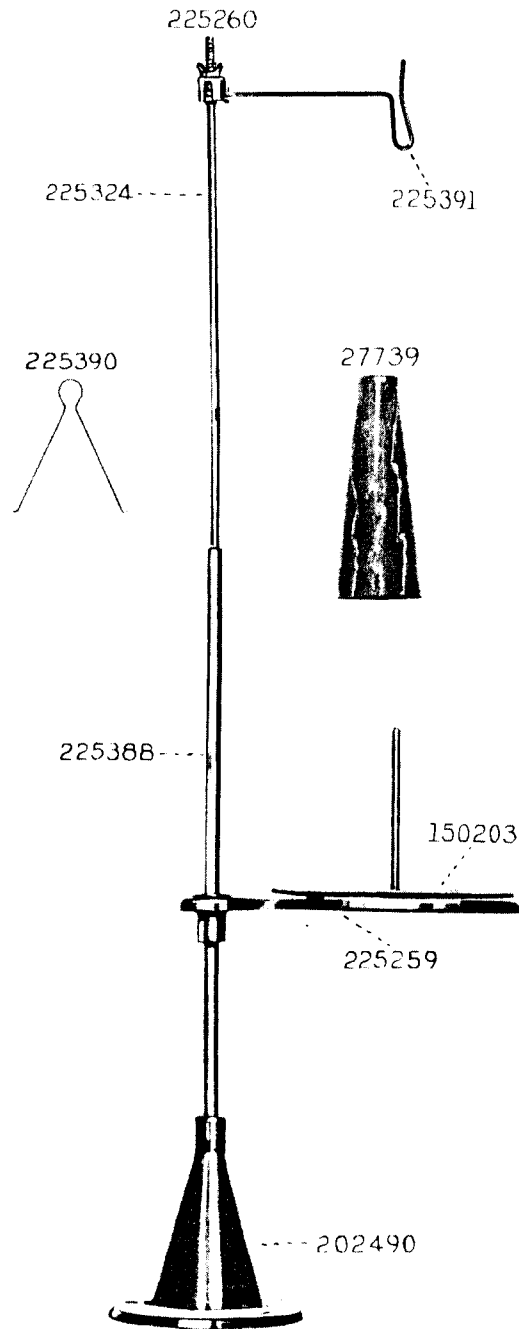


PLATE 8405—ONE-FOURTH SIZE



From the library of: Diamond Needle Corp

PLATE 8406—ONE-FOURTH SIZE

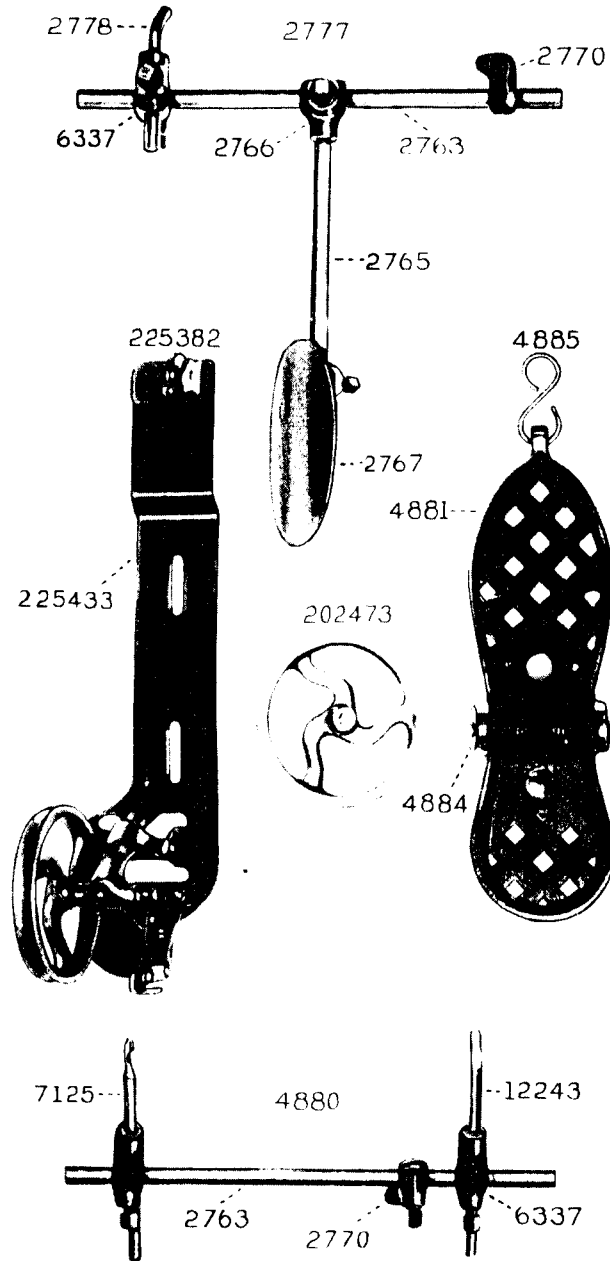
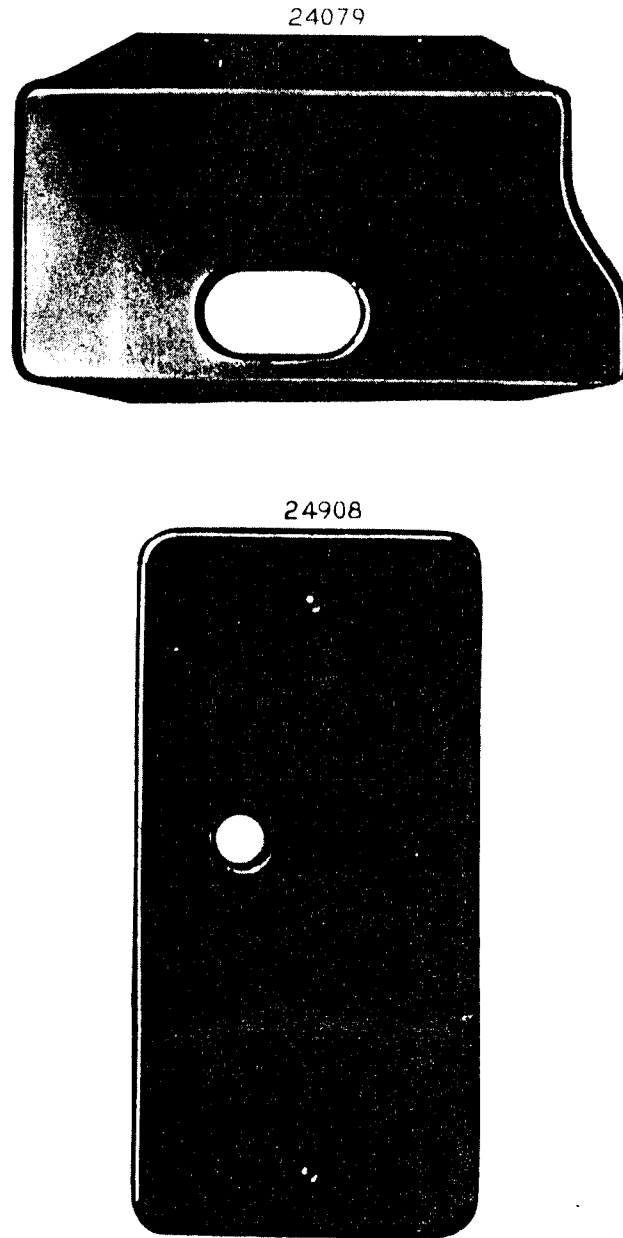


PLATE 8407—ONE-FOURTH SIZE



From the library of: Diamond Needle Corp

PLATE 8408—ONE-FOURTH SIZE

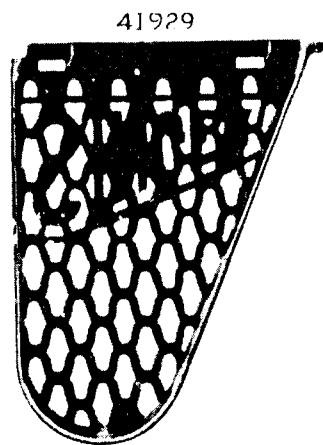
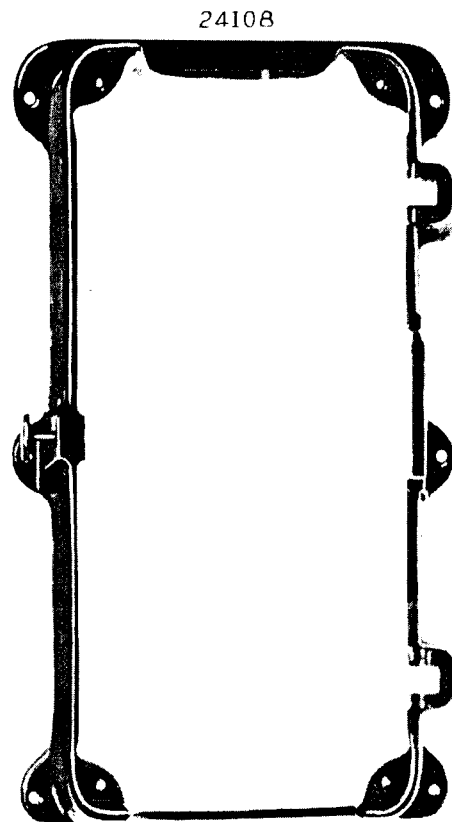
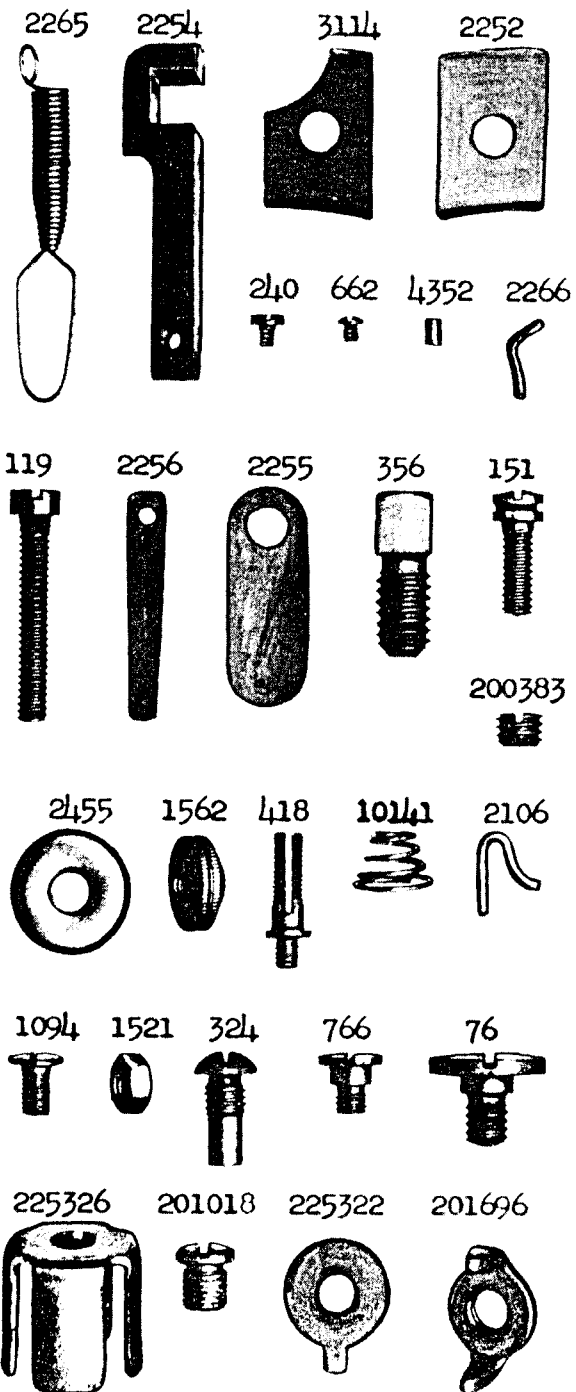


PLATE 8435-FULL SIZE



From the library of: Diamond Needle Corp



PLATE 8439-ONE-HALF SIZE

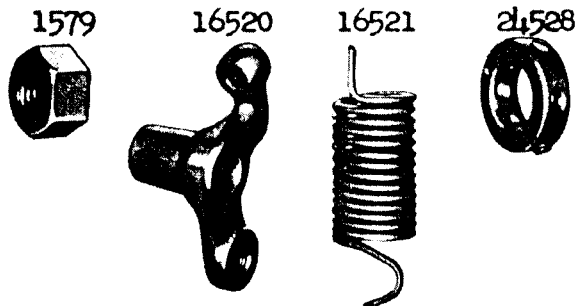

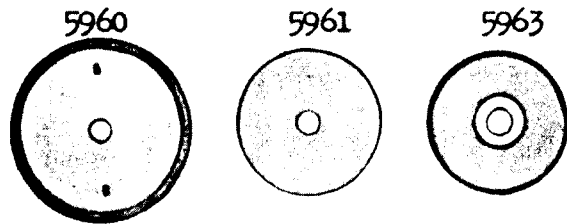
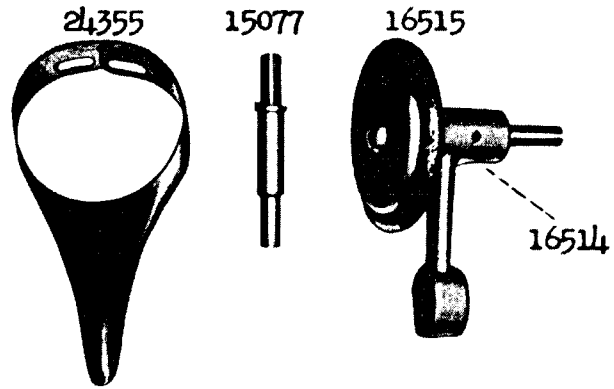


PLATE 8448 - FULL SIZE

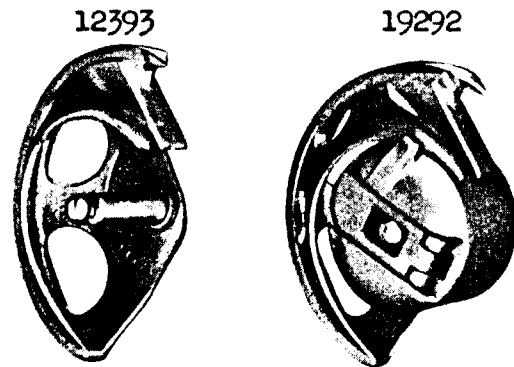
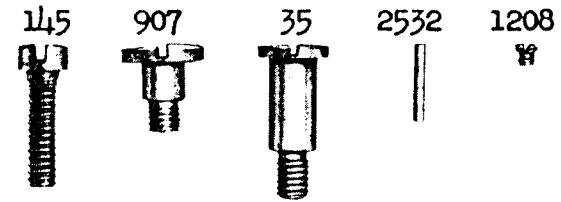
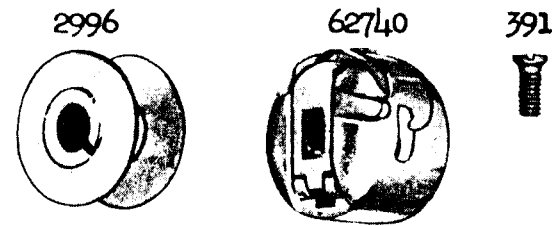
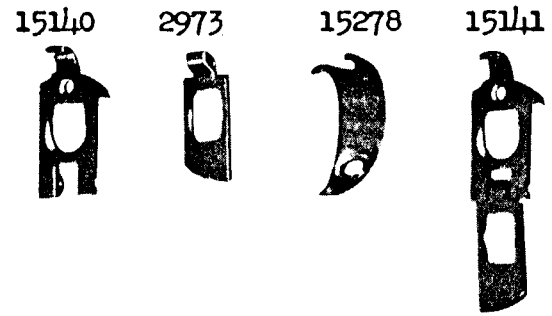


PLATE 8674-FULL SIZE

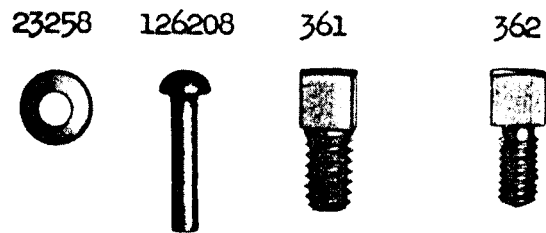
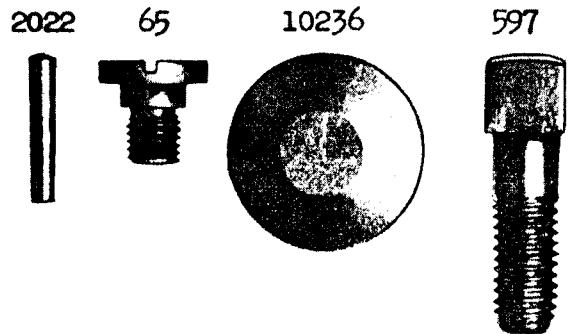
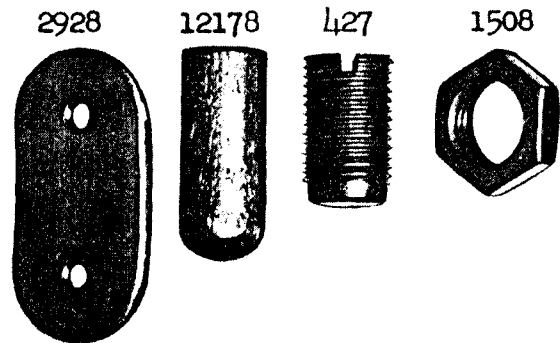
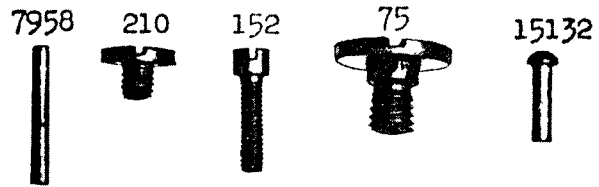


PLATE 22351 - FULL SIZE

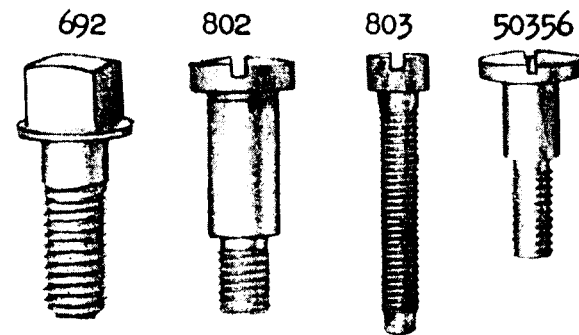
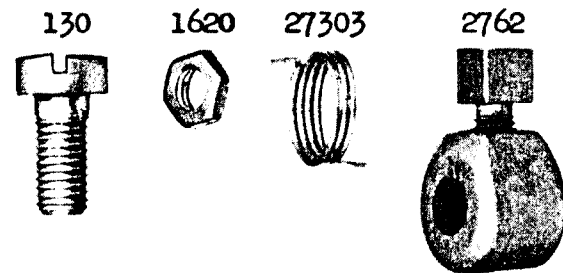
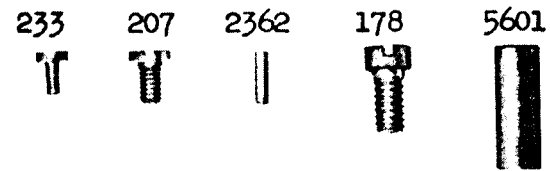
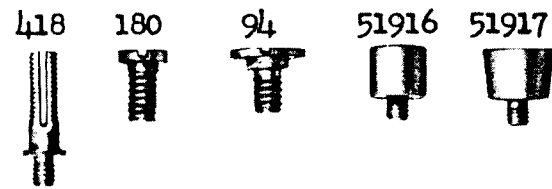
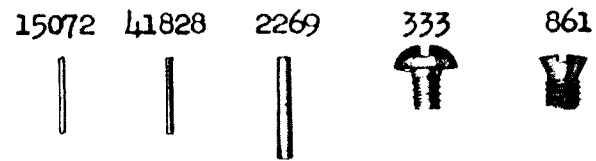




PLATE 22363 - ONE - FOURTH SIZE

24080



24338



16528




PLATE 22380 - ONE - HALF SIZE

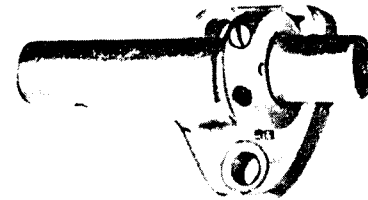
12189



16525



24529



126207



46681



126205



4822



8908



8909



19221



22003



From the library of: Diamond Needle Corp

PLATE 22385 - FULL SIZE

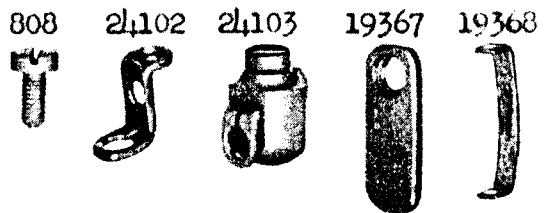
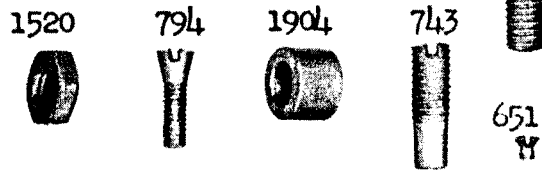
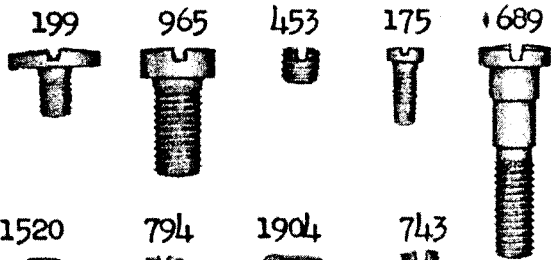
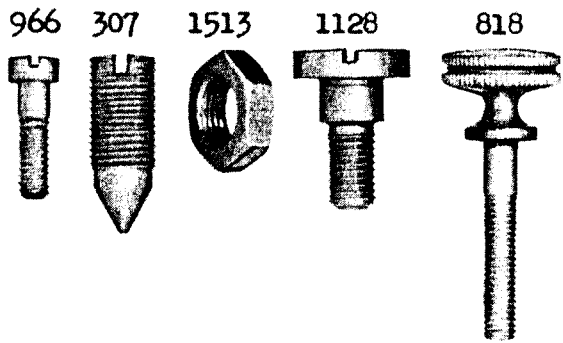
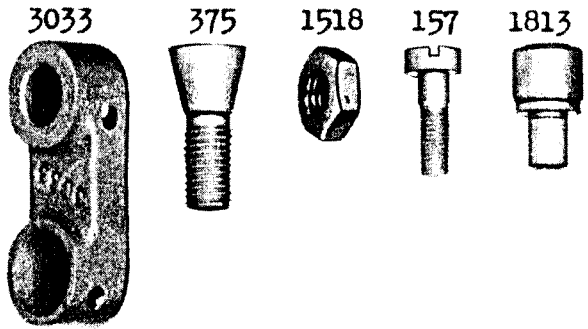

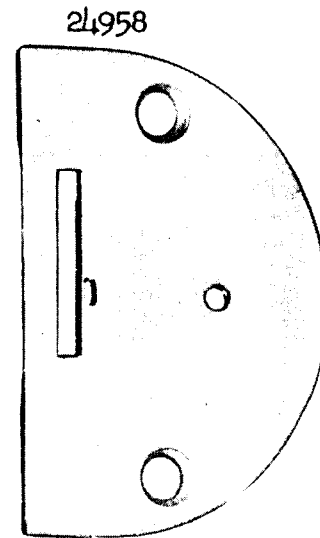


PLATE 22386 - FULL SIZE



18 teeth = 1 inch



12 teeth = 1 inch

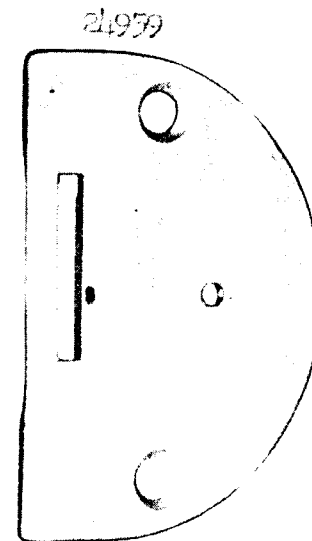


PLATE 22387 - FULL SIZE

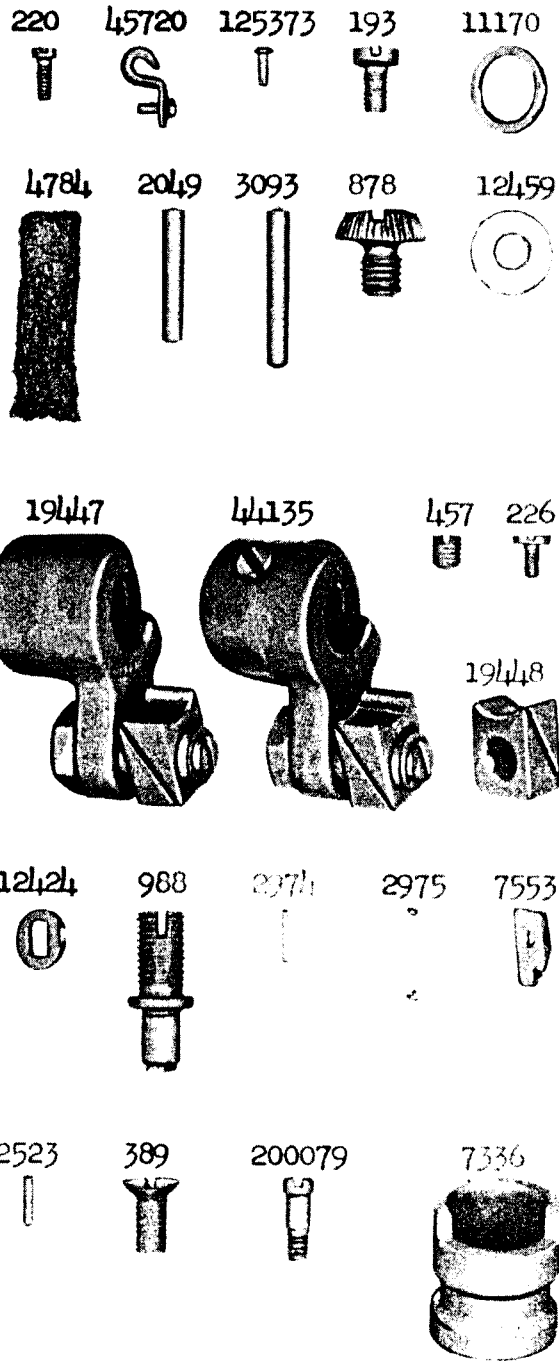


PLATE 22388 - FULL SIZE

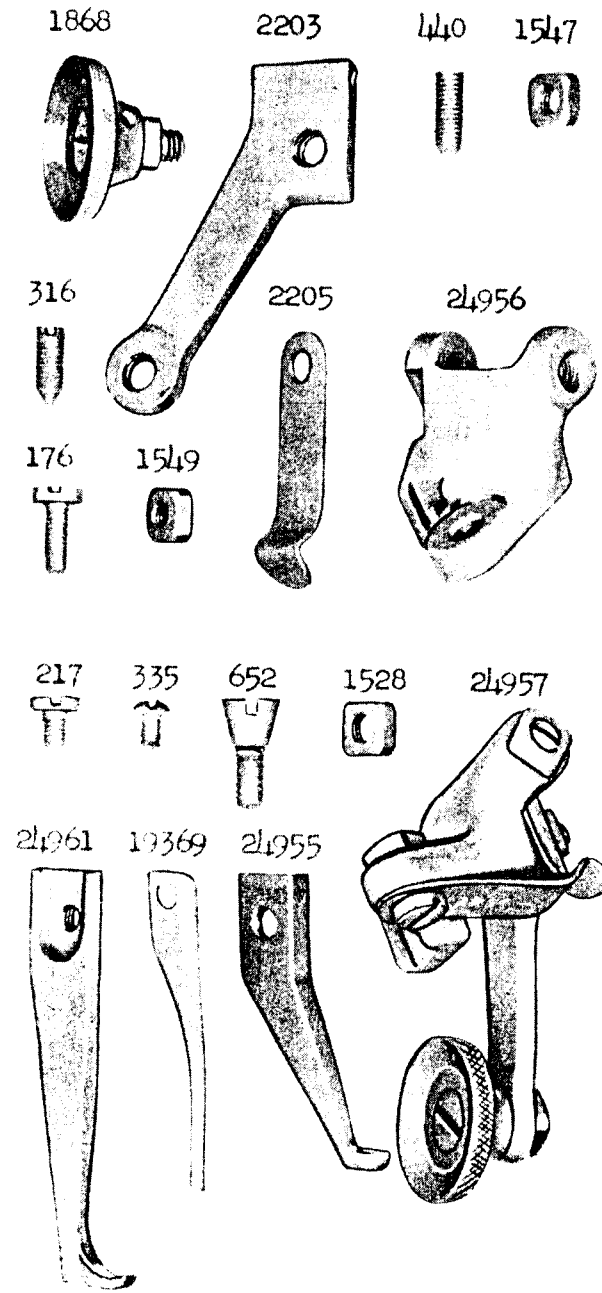


PLATE 22391 - ONE - HALF SIZE

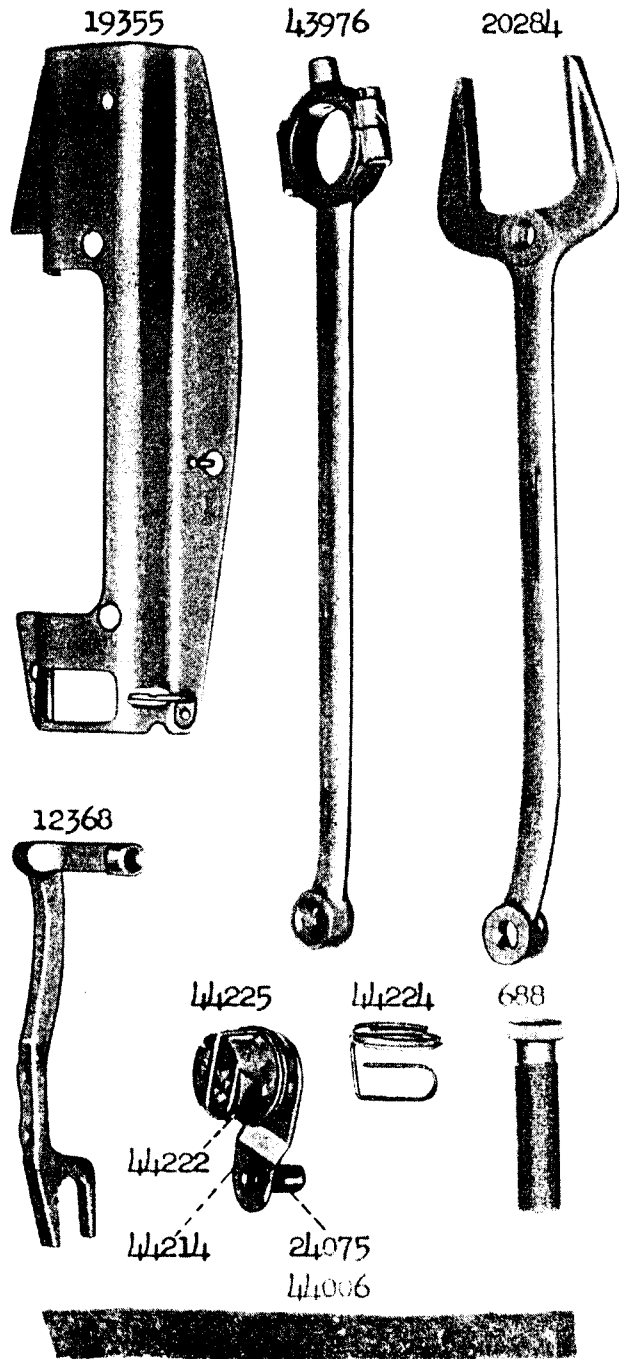


PLATE 22392 - ONE - HALF SIZE

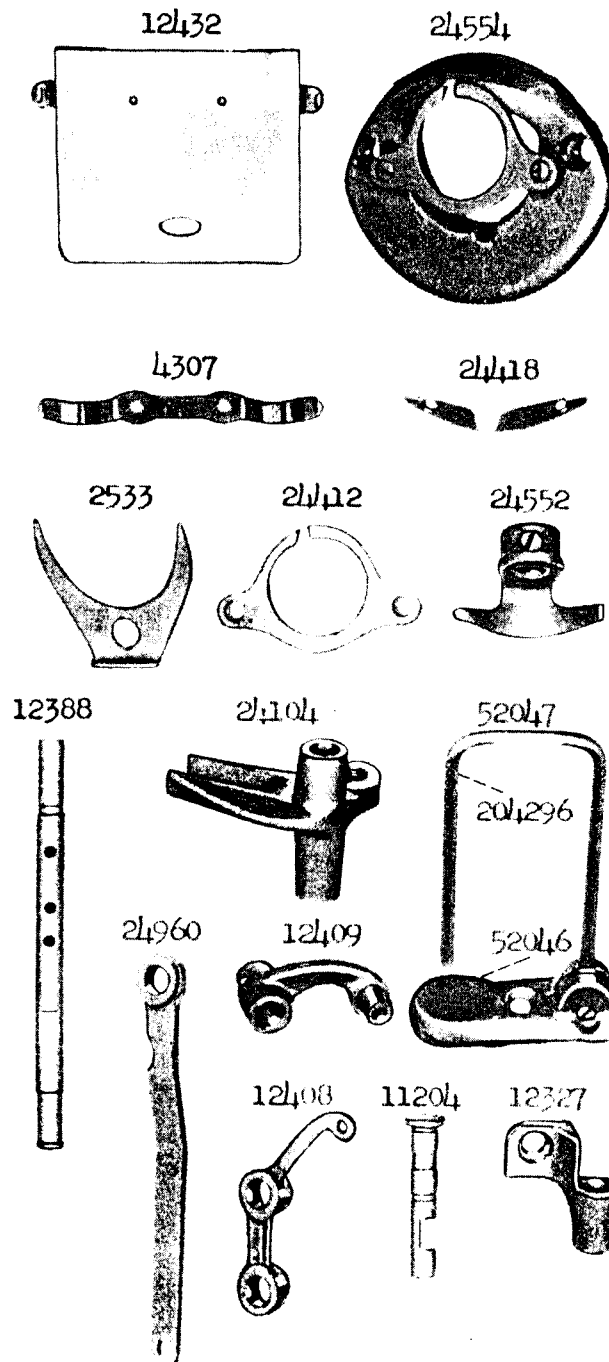


PLATE 22393 - FULL SIZE


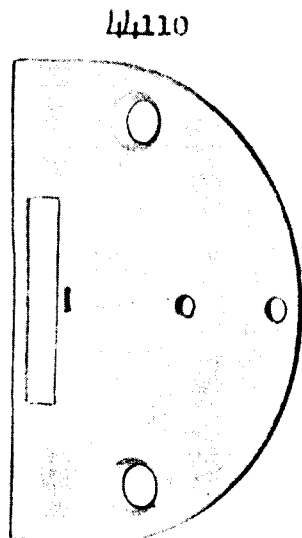
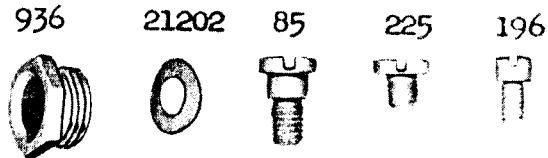
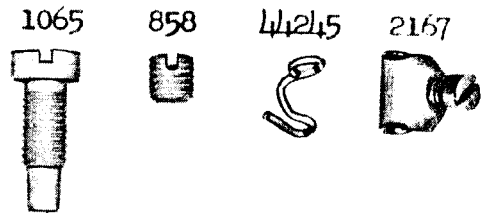
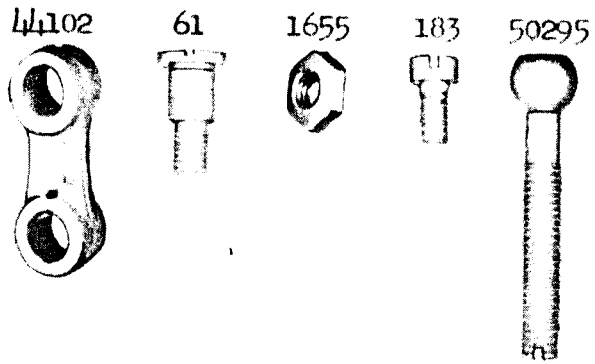

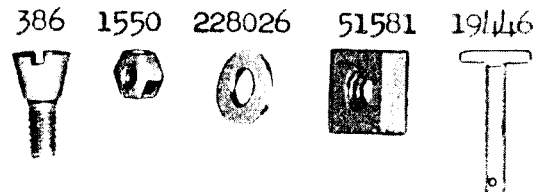

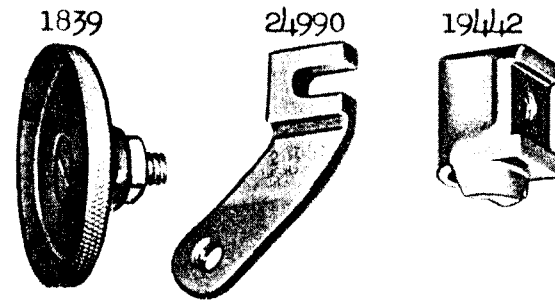


PLATE 22394 - FULL SIZE



From the library of: Diamond Needle Corp

PLATE 22395 - ONE - HALF SIZE

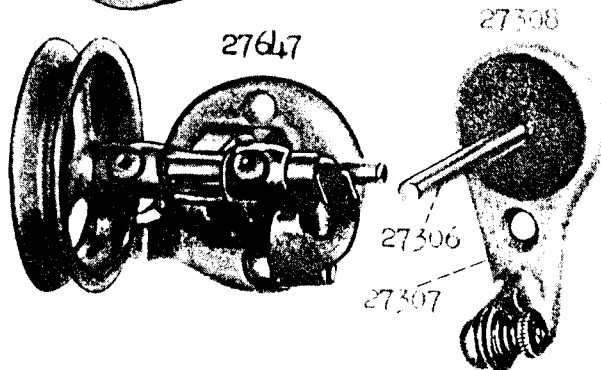
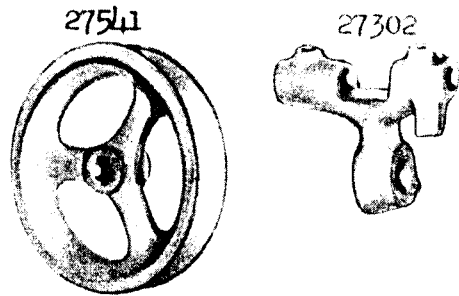
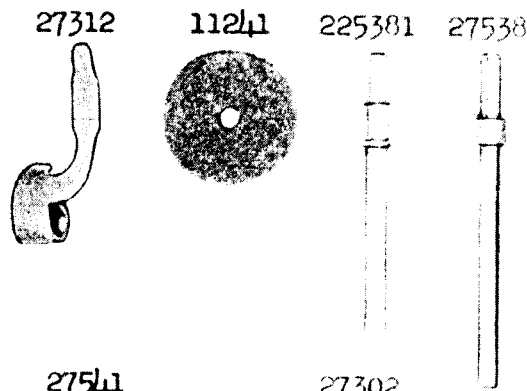
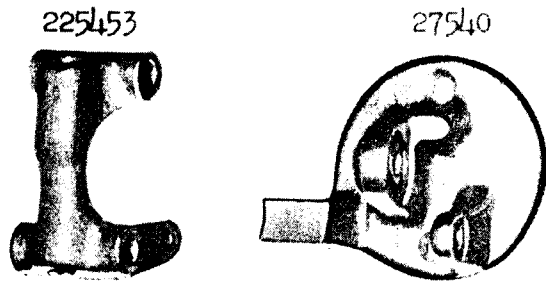
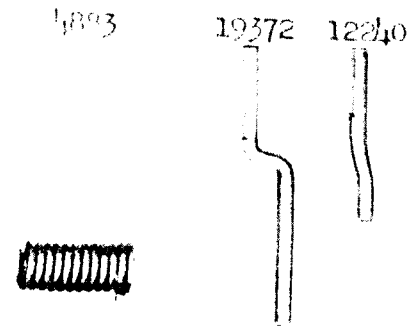

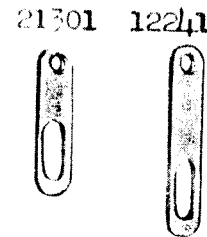
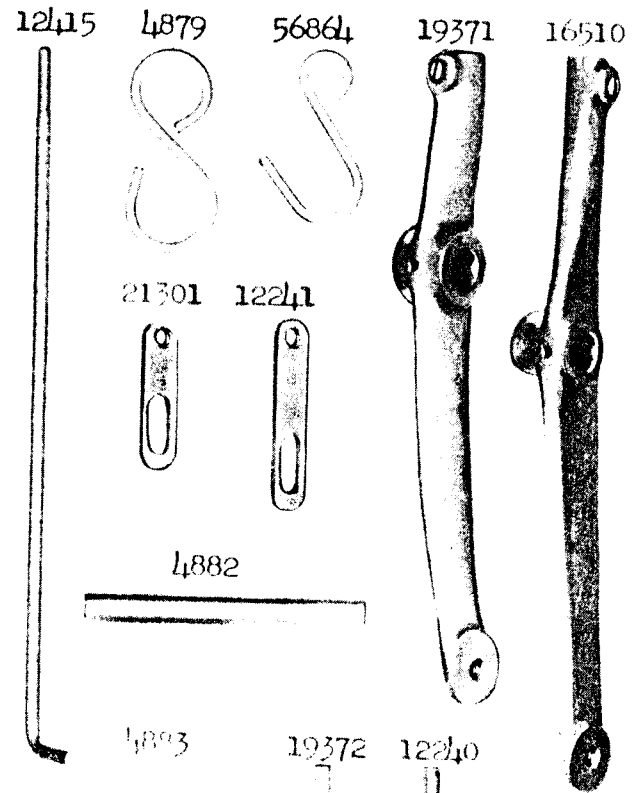
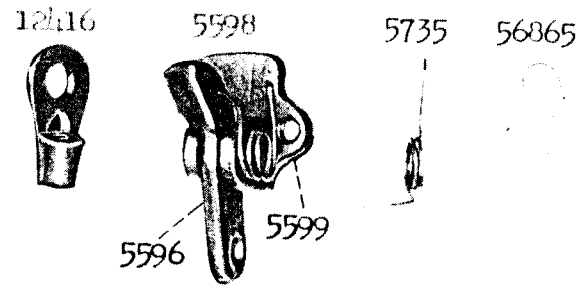


PLATE 22396 - ONE - HALF SIZE



From the library of: Diamond Needle Corp



PLATE 22399 - ONE - HALF SIZE

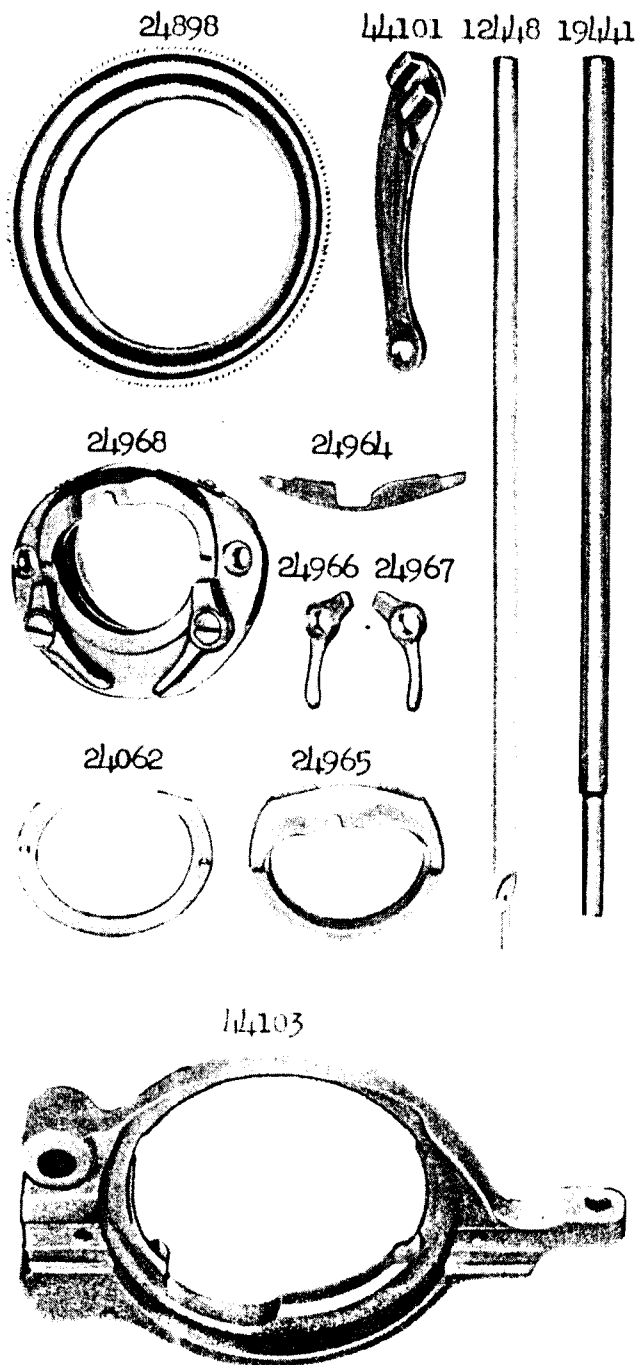
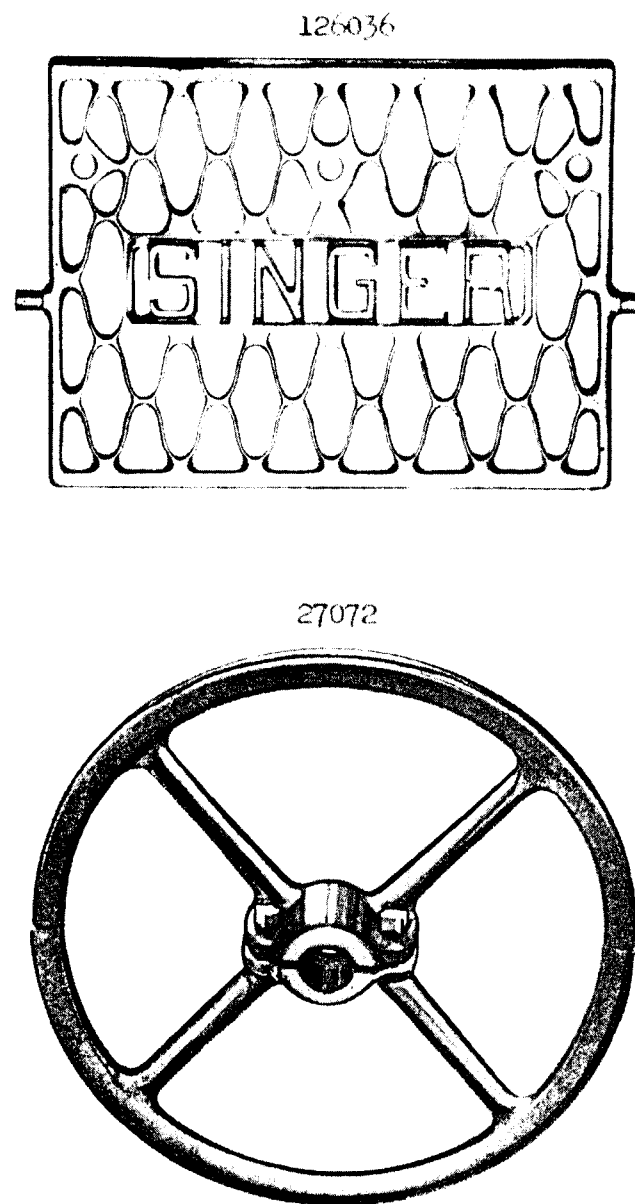


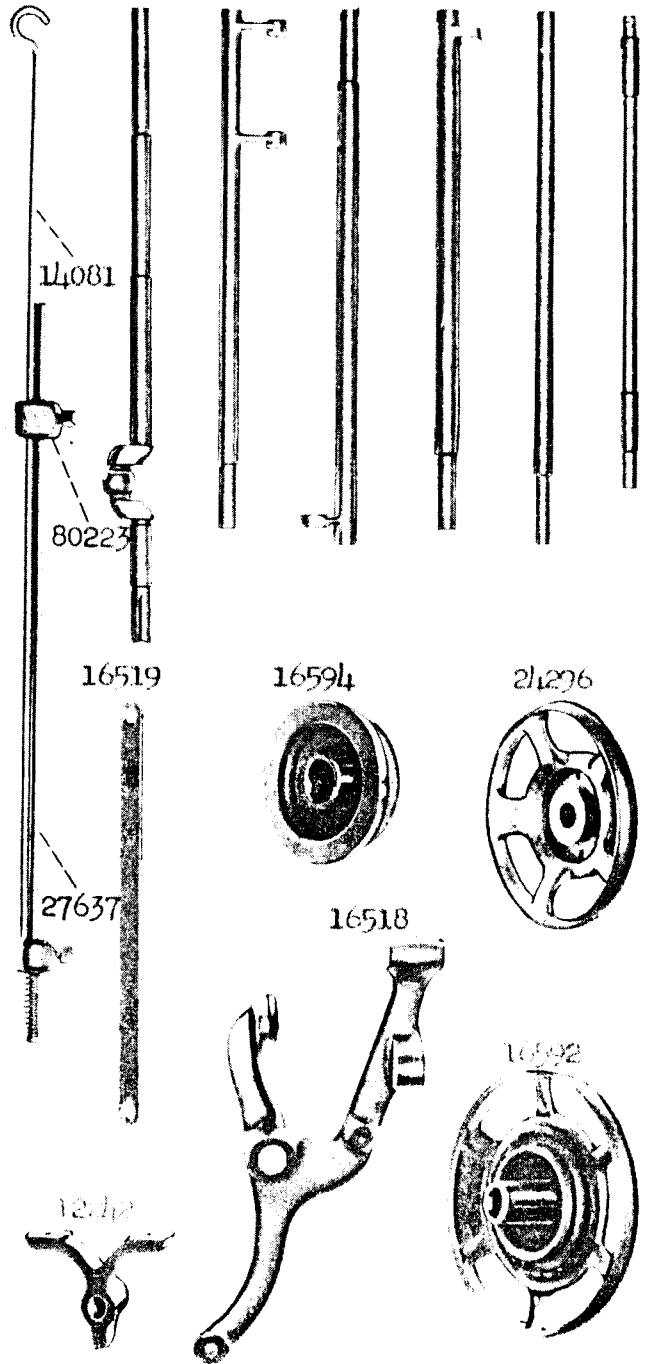
PLATE 22400 - ONE - FOURTH SIZE



From the library of: Diamond Needle Corp

PLATE 22451 - ONE - FOURTH SIZE

14233 14511 16506 24969 24945 19268 16509



From the library of: Diamond Needle Corp